

# INTERIOR RENOVATION

## 1326 WISCONSIN AVE NW

## WASHINGTON, D.C. 20007

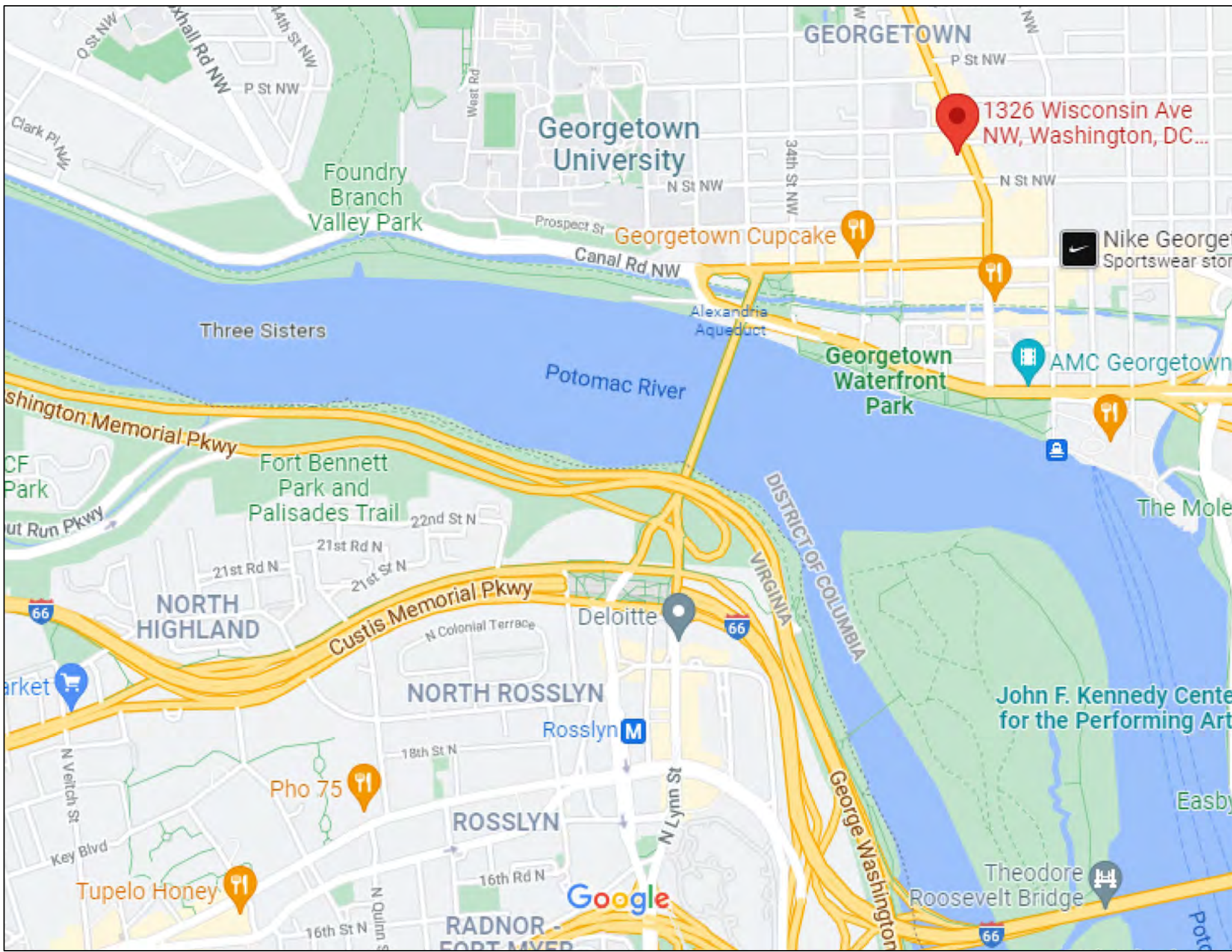
DEL STUDIO  
ARCHITECTS

750 MARYLAND ROUTE 3 SOUTH, SUITE 7  
GAMBRILLS, MARYLAND 21054

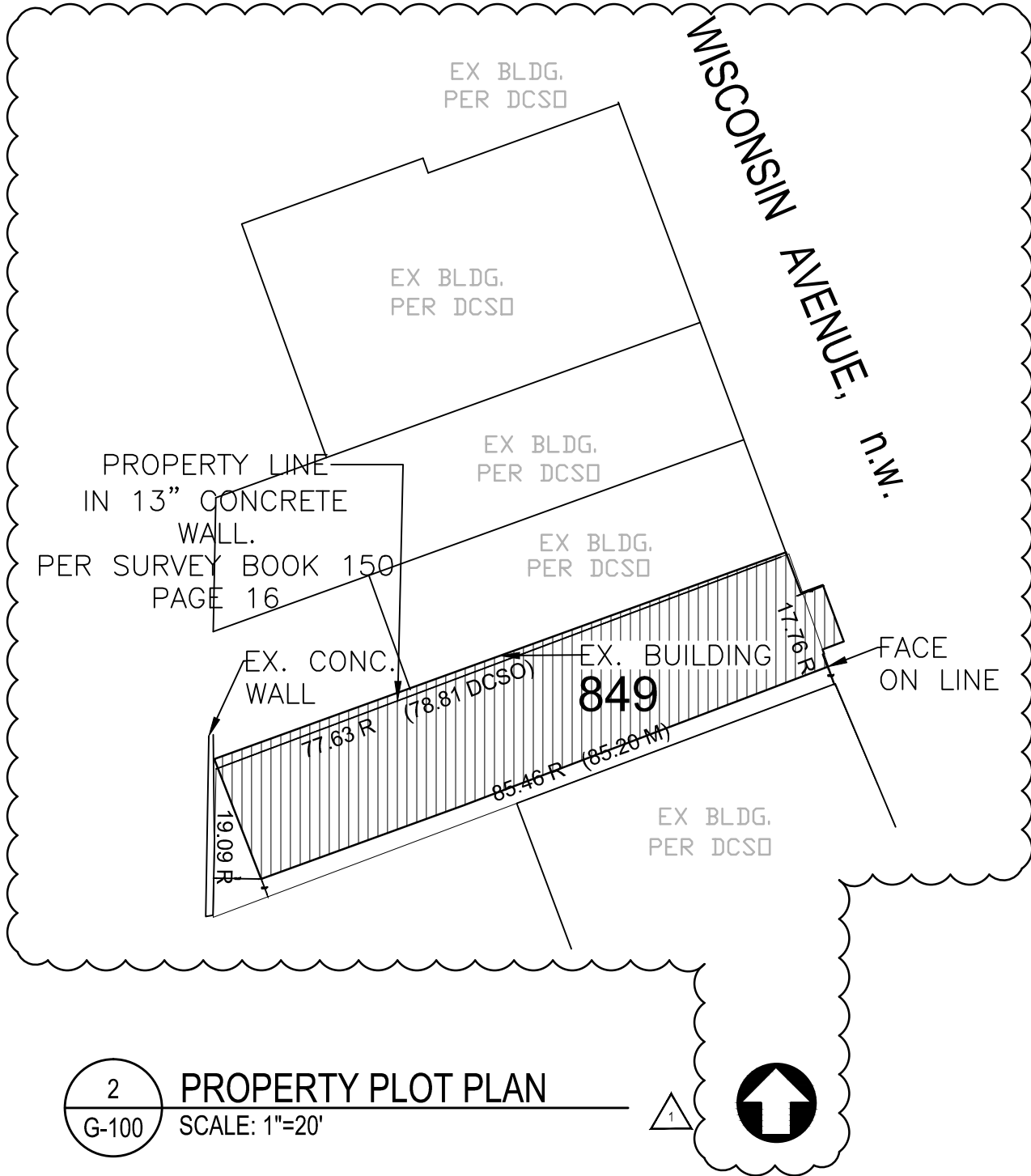
### DIAMONDBACK ENGINEERING LLC

MEP ENGINEERING

9501 FOXLAIR PLACE  
GAITHERSBURG, MD 20882



1 VICINITY MAP  
SCALE: NOT TO SCALE



2 PROPERTY PLOT PLAN  
SCALE: 1"=20'



OCCUPANCY CALCULATION PER  
TABLE 1004.1.2 IBC 2015

BSMT: 1,193 SF (NIC)  
1 ST FLOOR: 976 SF @ 1/30=32  
2ND FLOOR: 756 SF @ 1/30= 25

TOTAL OCCUPANCY: 57

FAR CALCULATION  
(EXIST FAR IS OVER 2.0)  
NO CHANGE TO FAR

BASEMENT: 1,228 SF (NIC)  
FIRST FLOOR: 1,250 SF  
SECOND FLOOR: 796 SF  
TOTAL BUILDING AREA: 3,274 SF

TOTAL SITE LOT AREA: 1,447 SF

ALLOWABLE FAR: 2.0

ACTUAL FAR:  
3,274 SF BLDG AREA / 1,447 SF LOT=2.27

SITE COVERAGE CALCULATION  
(EXIST SITE COVERAGE IS OVER 60%)  
NO CHANGE TO SITE COVERAGE

TOTAL BUILDING FOOTPRINT AREA: 1,250 SF  
TOTAL SITE LOT AREA: 1,447 SF

TOTAL ALLOWABLE SITE COVERAGE:  
60% x 1,447 SQ. FT.=868.20 SQ. FT.

ACTUAL EXISTING SITE COVERAGE:  
86%± x 1,447 SQ. FT.=1,250 SQ. FT.

SITE SETBACKS  
NO CHANGE TO SITE

REAR SETBACK REQUIRED: 15'-0"  
ACTUAL REAR SETBACK: 6'-0"±

SIDE SETBACK REQUIRED:  
NONE OR MIN 2"W PER FT OF  
BLDG HEIGHT (28'-0" EXIST BLDG  
HTx2"=56" OR 4'-8"

ACTUAL EXISTING SIDE SETBACK:  
2'-4"

### CODE & ZONING DATA

ZONING DATA:  
ZONING: MU-4 (MIXED USE)

SITE COVERAGE DATA:  
TOTAL SITE AREA: 1,447 SQ. FT.  
EXISTING BUILDING AREA: 1,250 SQ. FT.  
ALLOWABLE SITE COVERAGE: 60% OF TOTAL SITE=868.20 SQ. FT.  
ACTUAL EXISTING SITE COVERAGE: 86%±=1,250 SQ. FT. BLDG.  
ALLOWABLE FAR: 2.0  
ACTUAL FAR: 3,274 SQ. FT. BLDG AREA / 1,447 SQ FT. LOT=2.27  
REAR YARD: 15' MIN; SIDE YARD: NOT REQ. OR MIN. 2"W/FT. OF BLDG HT

BUILDING CODE DATA:  
CODE # YEAR: 2015 IBC / 2017 DCMR  
USE GROUP: M (MERCANTILE)  
CONSTRUCTION TYPE: TYPE IIB  
FULLY SPRINKLERED: NO  
CONSTRUCTION AREA: 2,081 SQ. FT.  
OCCUPANT LOAD: 57 PER IBC 1004.1.2.  
MEANS OF EGRESS: 1  
NUMBER OF FLOORS IN EXIST. BLDG: 2 + BASEMENT (NIC)


PROJECT SCOPE: THIS PROJECT CONSISTS OF AN INTERIOR RENOVATION OF AN EXISTING 2 STORY BUILDING.

### SYMBOLS & ABBREVIATIONS

	ELEVATION KEY	ADJ.	ADJUSTABLE	REQ.	REQUIRED
	SECTION KEY	AFF	ABOVE FINISH FLOOR	RR	ROOF RAFTERS
	DETAIL KEY	ASF	ABOVE SUB FLOOR	SIM.	SIMILAR
	WINDOW SCHEDULE KEY	CLG.	CEILING	TYP.	TYPICAL
	DOOR SCHEDULE KEY	CONC.	CONCRETE	U.N.O.	UNLESS OTHERWISE NOTED
	REVISION	CONT.	CONTINUOUS		
	FINISH SCHEDULE KEY	C.T.	COLLAR TIES		
		DS	DOWN SPOUT		
		ELEV.	ELEVATION, ABOVE SEA LEVEL		
		EW.	EACH WAY		
		FLR	FLOOR		
		FTG	FOOTING		
		GALV.	GALVANIZED		
		GWB	GYPSON WALL BOARD		
		HDWR	HARDWARE		
		HGT.	HEIGHT		
		HRDWD	HARDWOOD		
		MIN.	MINIMUM		
		NTS	NOT TO SCALE		
		O.C.	ON CENTER		
		PT	PRESSURE TREATED		
		PTD	PAINTED		
		R=	RADIUS DIMENSION		

### MATERIAL LEGEND


	EARTH COMPACT FILL		GLASS
	POROUS FILL/GRAVEL		GYPSON WALLBOARD
	CONCRETE		BATT INSULATION
	C.M.U.		RIGID INSULATION
	BRICK		ACOUSTIC CEILING TILE
	STONE		RESILIENT FLOORING
	METAL		CARPET
	PLYWOOD - SMALL SCALE		CERAMIC TILE
	WOOD		ROUGH CARPENTRY
	PLASTIC LAMINATE		WOOD BLOCKING



NOTE:  
THE WOOD FRAME, PAINT AND CAULK AT THE EXISTING EXTERIOR WINDOWS REQUIRE REPLACEMENT AT DAMAGED AREAS TO PROVIDE A SEAL AGAINST OUTSIDE ELEMENTS AND MAINTAIN THE INTEGRITY OF THE CONDITIONED INTERIOR SPACE. THE WINDOW UNITS LOCATED IN THE CLERESTORY SPACE ABOVE THE BAY WINDOW ARE INOPERABLE AND ARE SCHEDULED TO BE REMOVED. NEW CLERESTORY GLASS WILL BE PROVIDED IN THE VACATED AREAS IN ORDER TO MAINTAIN THE ABILITY TO BRING LIGHT INTO THE SPACE AND PREVENT AIR INFILTRATION. THE EXISTING ENTRY DOOR IS WARPED AND CANNOT BE LOCKED/SECURED PROPERLY. THIS DOOR WILL BE REPLACED WITH A NEW DOOR (AND FRAME) IN KIND (REPLICA OF THE ORIGINAL CONSTRUCTION) WITH NEW LOCKING HARDWARE TO IMPROVE SECURITY.  
SEE ATTACHED PHOTOS.

ALL DRAWINGS AND WRITTEN MATERIAL HEREIN CONSTITUTE THE ORIGINAL AND UNPUBLISHED WORK OF THE ARCHITECT AND THE SAME MAY NOT BE DUPLICATED, USED, OR DISCLOSED WITHOUT THE WRITTEN CONSENT OF THE ARCHITECT. DEL STUDIO ARCHITECTS

I CERTIFY THAT THESE DOCUMENTS WERE PREPARED OR APPROVED BY ME, AND I AM A DULY LICENSED ARCHITECT UNDER THE LAWS OF THE DISTRICT OF COLUMBIA. LICENSE NUMBER ARC103229, EXPIRATION DATE 4/30/2022



DEL STUDIO  
ARCHITECTS

750 MARYLAND ROUTE 3 SOUTH, SUITE 7  
GAMBRILLS, MARYLAND 21054  
T: 410-923-0922 F: 410-923-0928

COVER SHEET

INTERIOR  
RENOVATION

1326 WISCONSIN AVE NW  
WASHINGTON, D.C. 20007

REV DATE DESCRIPTION  
3-15-22 PERMIT SET  
4-21-22 PERMIT COMMENTS

DRAWN: N.J. CHKD: D.E.L.  
DATE: 03-15-2022 DATE: 03-15-2022  
DWG No.

G-100

CAD REF: 2022.01



1. DIMENSIONS SHOWN ON FLOOR PLANS ARE TO FINISH. CMU DIMENSIONS ARE NOMINAL. THE GENERAL CONTRACTOR SHALL COORDINATE ALL DIMENSIONS PRIOR TO FABRICATION AND CONSTRUCTION.
2. THE GENERAL CONTRACTOR SHALL VERIFY ALL DIMENSIONS, GRADES, BOUNDARIES, AND EXIST. CONSTRUCTION IN PLACE BEFORE PROCEEDING WITH THE WORK AND SHALL IMMEDIATELY REPORT ANY DISCREPANCIES TO THE OWNER/ARCHITECT.
3. ALL MATERIALS AND CONSTRUCTION SHALL COMPLY WITH ALL APPLICABLE CODE AND REGULATIONS.
4. TYPICAL NEW INTERIOR PARTITION CONSTRUCTION SHALL BE 3 5/8" METAL STUDS @ 16" O.C. WITH ONE LAYER 1/2" GWB EACH SIDE UNLESS NOTED OTHERWISE.
5. PRIME AND PAINT ALL EXPOSED FERROUS METAL EXCEPT WHEN FACTORY PRE-FINISHED.
6. PROVIDE TRANSITION STRIPS AT ALL CHANGES IN FLOOR FINISH.
7. CAUTION: CONTRACTOR SHALL NOT RELY ON SCALING MEASURED DRAWINGS FOR ACCURACY - DIMENSIONS INDICATED SHALL PREVAIL.
8. ALL WOOD BLOCKING, NAILERS, ETC. SHALL BE ATTACHED TO STEEL OR CONCRETE FRAMING WITH POWER ACTUATED FASTENERS OR 3/8" DIA. BOLTS U.N.O. FASTENERS SHALL BE SPACED @ 24" MAX. O. C. AND SHALL BE STAGGERED. FASTENERS SHALL HAVE A MINIMUM CAPACITY OF 100# IN SHEAR AND PULLOUT U.N.O.
9. CONTRACTOR TO PROVIDE SHOP DRAWINGS TO IDENTIFY MAT, FINISHES, ATTACHMENT DETAIL, ETC. FOR FENCING, RAILING, GATES, AND MISCELLANEOUS METAL WORK.

1. ALL WORK SHALL BE PERFORMED IN ACCORDANCE WITH THE DOCUMENTS. CONTACT OWNER/ARCHITECT WITH ANY CHANGES IN THE WORK.
2. THE CONTRACTOR SHALL NOTIFY THE OWNER/ARCHITECT SHOULD ANY DISCREPANCIES ARISE IN THE CONTRACT DOCUMENTS AND REQUEST INTERPRETATION FROM THE OWNER/ARCHITECT.
3. CONTRACTOR TO FIELD VERIFY ALL DIMENSIONS.
4. IN COMPANY WITH THE OWNER/ARCHITECT, THE CONTRACTOR SHALL VISIT THE SITE AND CAREFULLY IDENTIFY LIMIT OF SELECTIVE DEMOLITION, MARK INTERFACE SURFACES AS REQUIRED TO ENABLE ALL WORKERS TO IDENTIFY ITEMS TO BE LEFT IN PLACE
5. PREPARE AND FOLLOW AN ORGANIZED PLAN FOR DEMOLITION AND REMOVAL OF ITEMS, SHUT OFF, CAP, AND OTHERWISE PROTECT EXISTING PUBLIC UTILITIES IN ACCORDANCE WITH THE REQUIREMENTS OF THE PUBLIC AGENCY OR UTILITY HAVING JURISDICTION. COMPLETELY REMOVE ITEMS SCHEDULED TO BE DEMOLISHED AND REMOVED, LEAVING SURFACES CLEAN, SOLID, AND READY TO RECEIVE NEW MATERIALS SPECIFIED. IN ALL ACTIVITIES, COMPLY WITH PERTINENT REGULATIONS OF GOVERNMENTAL AGENCIES HAVING JURISDICTION.
6. DEMOLISHED MATERIAL SHALL BE CONSIDERED PROPERTY OF THE CONTRACTOR AND SHALL BE COMPLETELY REMOVED FROM THE JOB SITE UNLESS NOTED OTHERWISE.
7. CONTRACTOR TO CAREFULLY DEMOLISH AND REMOVE FROM SITE THOSE ITEMS AS SHOWN. VERIFY THE EXTENT AND LOCATION OF SELECTIVE DEMOLITION.
8. DEMOLITION CREW TO CONSIST OF ADEQUATE NUMBERS OF SKILLED WORKERS WHO ARE THOROUGHLY TRAINED AND EXPERIENCED IN THE NECESSARY CRAFTS AND WHO ARE COMPLETELY FAMILIAR WITH SPECIFIED REQUIREMENTS AND THE METHODS NEEDED FOR PROPER PERFORMANCE OF THIS SECTION.
9. USE MEANS TO PREVENT DUST BECOMING A NUISANCE TO THE PUBLIC, TO NEIGHBORS, AND TO OTHER WORK BEING PERFORMED ON OR NEAR THE SITE.
10. IN THE EVENT OF DEMOLITION OF ITEMS NOT SO SCHEDULED TO BE DEMOLISHED, THE CONTRACTOR SHALL PROMPTLY REPLACE SUCH ITEMS SUBJECT TO THE APPROVAL OF THE ARCHITECT AT NO ADDITIONAL COST TO THE OWNER.

1. 2017 DCMR TITLE 12 - CONSTRUCTION CODE SUPPLEMENT
2. 2015 INTERNATIONAL BUILDING CODE (IBC)
3. 2015 INTERNATIONAL EXISTING BUILDING CODE (IEBC)
4. 2015 INTERNATIONAL ENERGY CONSERVATION CODE
5. 2015 INTERNATIONAL MECHANICAL CODE (IMC)
6. 2015 INTERNATIONAL PLUMBING CODE (IPC)
7. 2015 INTERNATIONAL FUEL GAS CODE (IFGC)
8. 2015 INTERNATIONAL FIRE CODE (IFC)
9. 2014 NATIONAL ELECTRICAL CODE

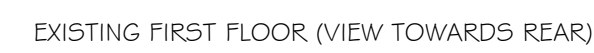
CAD REF: 2022.01



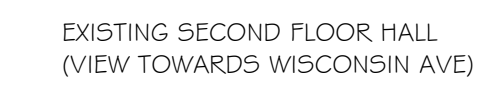
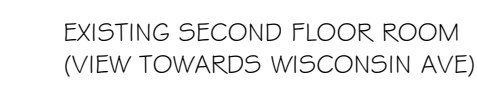




## CONTEXT PHOTOS AND INTERIOR VIEWS




EXISTING SECOND FLOOR  
(VIEW TOWARDS REAR)



ALL DRAWINGS AND WRITTEN MATERIAL  
HEREIN CONSTITUTE THE ORIGINAL AND  
UNPUBLISHED WORK OF THE ARCHITECT  
AND THE SAME MAY NOT BE DUPLICATED,  
USED, OR DISCLOSED WITHOUT THE  
WRITTEN CONSENT OF THE ARCHITECT.  
DEL STUDIO ARCHITECTS

I CERTIFY THAT THESE DOCUMENTS WERE PREPARED OR APPROVED BY ME, AND I AM A DULY LICENSED ARCHITECT UNDER THE LAWS OF THE DISTRICT OF COLUMBIA, LICENSE NUMBER ARC103229, EXPIRATION DATE 4/30/2022



**DEL**  **STUDIO**  
ARCHITECTS

750 MARYLAND ROUTE 3 SOUTH, SUITE 7  
GAMBRILLS, MARYLAND 21054  
T: 410-923-0922 F: 410-923-0828

# INTERIOR RENOVATION

1326 WISCONSIN AVE NW  
WASHINGTON, D.C. 20007

REV	DATE	DESCRIPTION
	3-15-22	PERMIT SET
	4-21-22	PERMIT COMMENTS

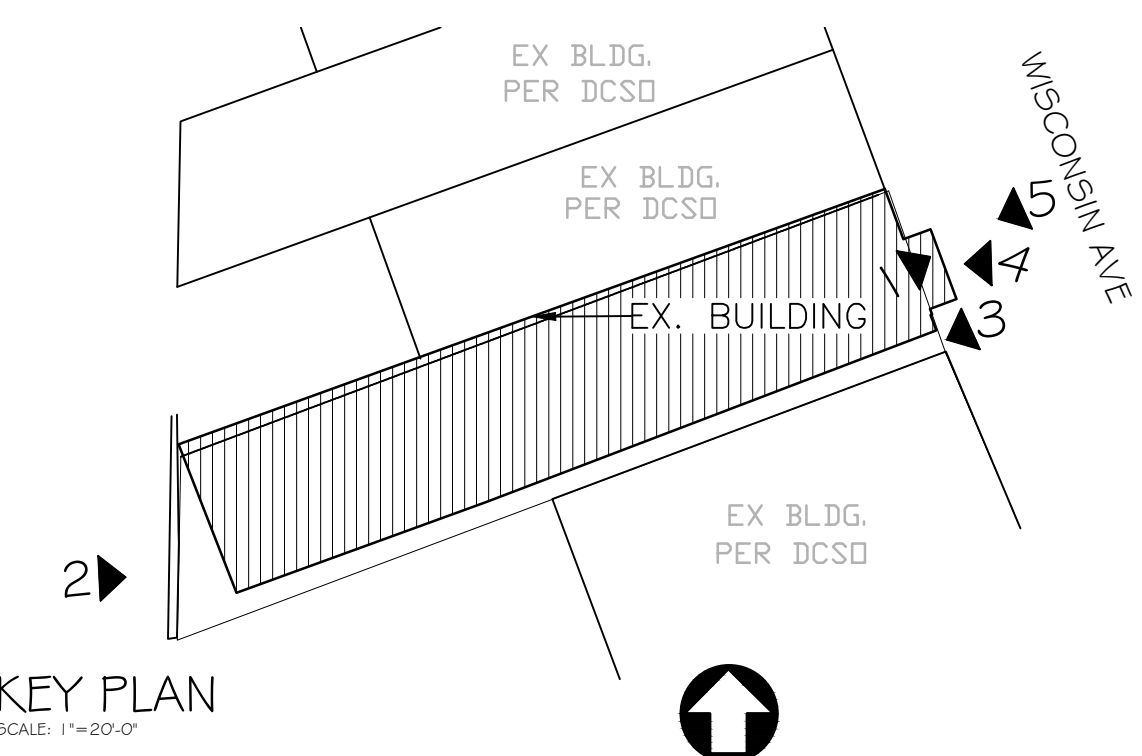
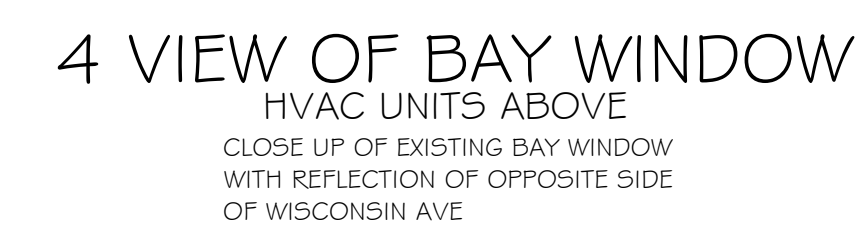
[illegible]

DRAWN: N.J.	CHKD: D.E.L.
DATE: 03.15.2022	DATE: 03.15.2022
DWG No.	

1998, 1999, 2000, 2001, 2002, 2003, 2004, 2005, 2006, 2007, 2008, 2009, 2010, 2011, 2012, 2013, 2014, 2015, 2016, 2017, 2018, 2019, 2020, 2021, 2022, 2023, 2024, 2025, 2026, 2027, 2028, 2029, 2030, 2031, 2032, 2033, 2034, 2035, 2036, 2037, 2038, 2039, 2040, 2041, 2042, 2043, 2044, 2045, 2046, 2047, 2048, 2049, 2050, 2051, 2052, 2053, 2054, 2055, 2056, 2057, 2058, 2059, 2060, 2061, 2062, 2063, 2064, 2065, 2066, 2067, 2068, 2069, 2070, 2071, 2072, 2073, 2074, 2075, 2076, 2077, 2078, 2079, 2080, 2081, 2082, 2083, 2084, 2085, 2086, 2087, 2088, 2089, 2090, 2091, 2092, 2093, 2094, 2095, 2096, 2097, 2098, 2099, 2100, 2101, 2102, 2103, 2104, 2105, 2106, 2107, 2108, 2109, 2110, 2111, 2112, 2113, 2114, 2115, 2116, 2117, 2118, 2119, 2120, 2121, 2122, 2123, 2124, 2125, 2126, 2127, 2128, 2129, 2130, 2131, 2132, 2133, 2134, 2135, 2136, 2137, 2138, 2139, 2140, 2141, 2142, 2143, 2144, 2145, 2146, 2147, 2148, 2149, 2150, 2151, 2152, 2153, 2154, 2155, 2156, 2157, 2158, 2159, 2160, 2161, 2162, 2163, 2164, 2165, 2166, 2167, 2168, 2169, 2170, 2171, 2172, 2173, 2174, 2175, 2176, 2177, 2178, 2179, 2180, 2181, 2182, 2183, 2184, 2185, 2186, 2187, 2188, 2189, 2190, 2191, 2192, 2193, 2194, 2195, 2196, 2197, 2198, 2199, 2200, 2201, 2202, 2203, 2204, 2205, 2206, 2207, 2208, 2209, 2210, 2211, 2212, 2213, 2214, 2215, 2216, 2217, 2218, 2219, 2220, 2221, 2222, 2223, 2224, 2225, 2226, 2227, 2228, 2229, 2230, 2231, 2232, 2233, 2234, 2235, 2236, 2237, 2238, 2239, 2240, 2241, 2242, 2243, 2244, 2245, 2246, 2247, 2248, 2249, 2250, 2251, 2252, 2253, 2254, 2255, 2256, 2257, 2258, 2259, 2260, 2261, 2262, 2263, 2264, 2265, 2266, 2267, 2268, 2269, 2270, 2271, 2272, 2273, 2274, 2275, 2276, 2277, 2278, 2279, 2280, 2281, 2282, 2283, 2284, 2285, 2286, 2287, 2288, 2289, 2290, 2291, 2292, 2293, 2294, 2295, 2296, 2297, 2298, 2299, 2300, 2301, 2302, 2303, 2304, 2305, 2306, 2307, 2308, 2309, 2310, 2311, 2312, 2313, 2314, 2315, 2316, 2317, 2318, 2319, 2320, 2321, 2322, 2323, 2324, 2325, 2326, 2327, 2328, 2329, 2330, 2331, 2332, 2333, 2334, 2335, 2336, 2337, 2338, 2339, 2340, 2341, 2342, 2343, 2344, 2345, 2346, 2347, 2348, 2349, 2350, 2351, 2352, 2353, 2354, 2355, 2356, 2357, 2358, 2359, 2360, 2361, 2362, 2363, 2364, 2365, 2366, 2367, 2368, 2369, 2370, 2371, 2372, 2373, 2374, 2375, 2376, 2377, 2378, 2379, 2380, 2381, 2382, 2383, 2384, 2385, 2386, 2387, 2388, 2389, 2390, 2391, 2392, 2393, 2394, 2395, 2396, 2397, 2398, 2399, 2400, 2401, 2402, 2403, 2404, 2405, 2406, 2407, 2408, 2409, 2410, 2411, 2412, 2413, 2414, 2415, 2416, 2417, 2418, 2419, 2420, 2421, 2422, 2423, 2424, 2425, 2426, 2427, 2428, 2429, 2430, 2431, 2432, 2433, 2434, 2435, 2436, 2437, 2438, 2439, 2440, 2441, 2442, 2443, 2444, 2445, 2446, 2447, 2448, 2449, 2450, 2451, 2452, 2453, 2454, 2455, 2456, 2457, 2458, 2459, 2460, 2461, 2462, 2463, 2464, 2465, 2466, 2467, 2468, 2469, 2470, 2471, 2472, 2473, 2474, 2475, 2476, 2477, 2478, 2479, 2480, 2481, 2482, 2483, 2484, 2485, 2486, 2487, 2488, 2489, 2490, 2491, 2492, 2493, 2494, 2495, 2496, 2497, 2498, 2499, 2500, 2501, 2502, 2503, 2504, 2505, 2506, 2507, 2508, 2509, 2510, 2511, 2512, 2513, 2514, 2515, 2516, 2517, 2518, 2519, 2520, 2521, 2522, 2523, 2524, 2525, 2526, 2527, 2528, 2529, 2530, 2531, 2532, 2533, 2534, 2535, 2536, 2537, 2538, 2539, 2540, 2541, 2542, 2543, 2544, 2545, 2546, 2547, 2548, 2549, 2550, 2551, 2552, 2553, 2554, 2555, 2556, 2557, 2558, 2559, 2560, 2561, 2562, 2563, 2564, 2565, 2566, 2567, 2568, 2569, 2570, 2571, 2572, 2573, 2574, 2575, 2576, 2577, 2578, 2579, 2580, 2581, 2582, 2583, 2584, 2585, 2586, 2587, 2588, 2589, 2590, 2591, 2592, 2593, 2594, 2595, 2596, 2597, 2598, 2599, 2600, 2601, 2602, 2603, 2604, 2605, 2606, 2607, 2608, 2609, 2610, 2611, 2612, 2613, 2614, 2615, 2616, 2617, 2618, 2619, 2620, 2621, 2622, 2623, 2624, 2625, 2626, 2627, 2628, 2629, 2630, 2631, 2632, 2633, 2634, 2635, 2636, 2637, 2638, 2639, 2640, 2641, 2642, 2643, 2644, 2645, 2646, 2647, 2648, 2649, 2650, 2651, 2652, 2653, 2654, 2655, 2656, 2657, 2658, 2659, 2660, 2661, 2662, 2663, 2664, 2665, 2666, 2667, 2668, 2669, 2670, 2671, 2672, 2673, 2674, 2675, 2676, 2677, 2678, 2679, 26

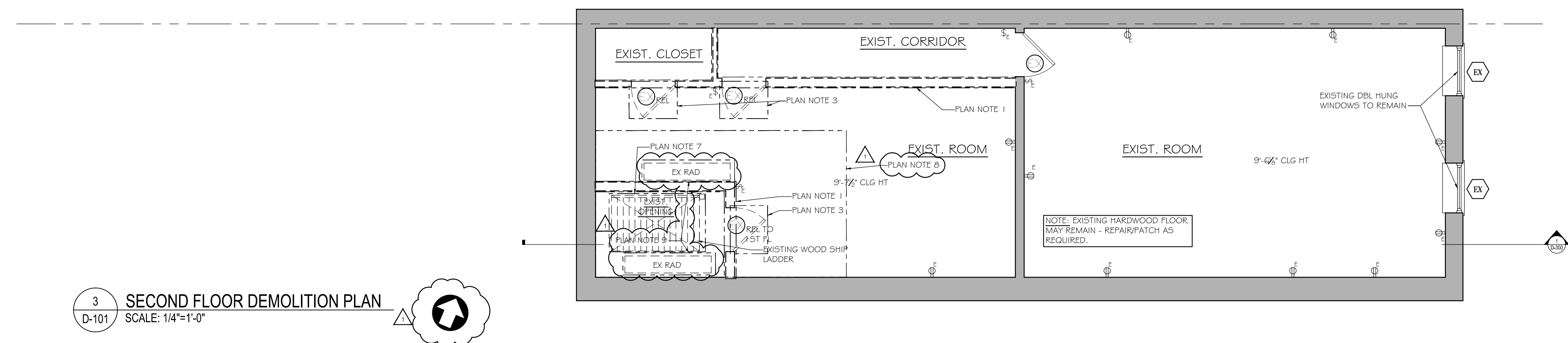
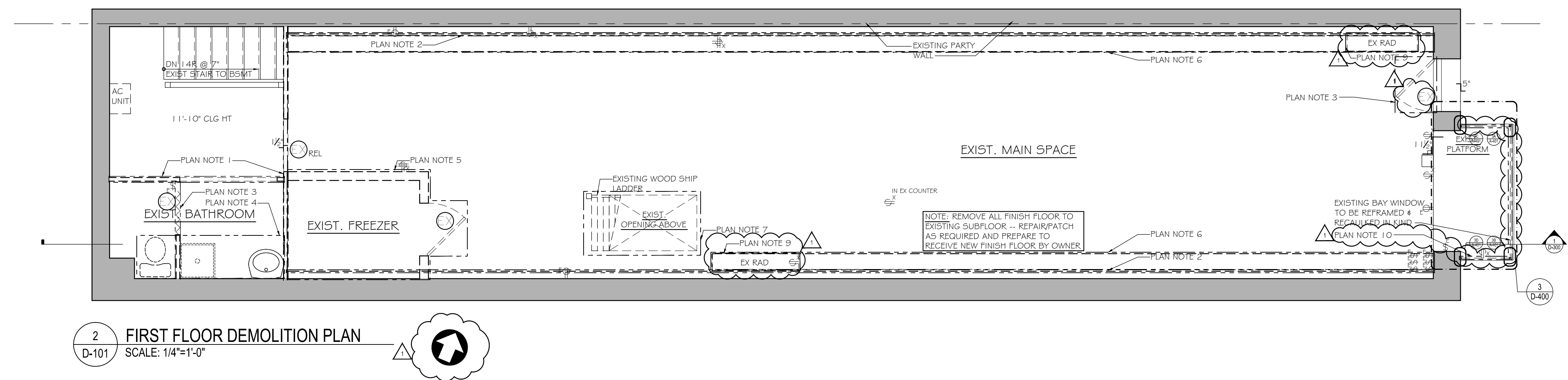
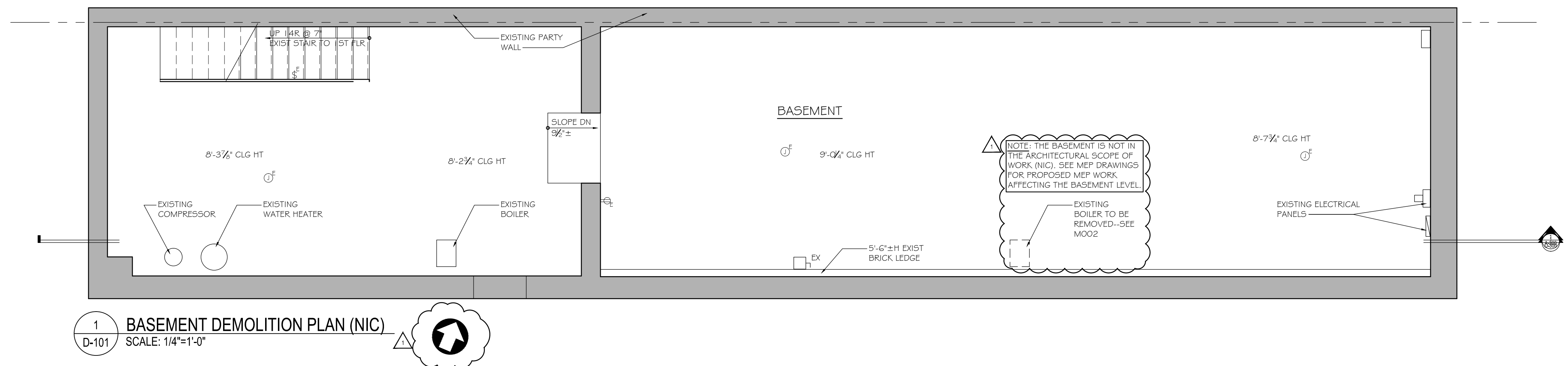
**G-103**

CAD REF: 2022.01

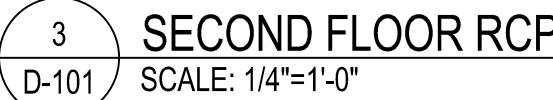


KEY PLAN  
SCALE: 1"=20'-0"








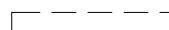



















W/N: N.J.	CHKD: D.E.L.
E: 03.15.2022	DATE: 03.15.2022
G No.	



## SYMBOLS LEGEND


1. ALL WORK SHALL BE PERFORMED IN ACCORDANCE WITH THE DOCUMENTS, CONTACT OWNER/ARCHITECT WITH ANY CHANGES IN THE WORK.
2. THE CONTRACTOR SHALL NOTIFY THE OWNER/ARCHITECT SHOULD ANY DISCREPANCIES ARISE IN THE CONTRACT DOCUMENTS AND REQUEST INTERPRETATION FROM THE OWNER/ARCHITECT.
3. CONTRACTOR TO FIELD VERIFY ALL DIMENSIONS.
4. IN COMPANY WITH THE ARCHITECT, THE CONTRACTOR SHALL VISIT THE SITE AND CAREFULLY IDENTIFY LIMIT OF SELECTIVE DEMOLITION, MARK INTERFACE SURFACES AS REQUIRED TO ENABLE ALL WORKERS TO IDENTIFY ITEMS TO BE LEFT IN PLACE.
5. PREPARE AND FOLLOW AN ORGANIZED PLAN FOR DEMOLITION AND REMOVAL OF ITEMS. SHUT OFF, CAP, AND OTHERWISE PROTECT EXIST. PUBLIC UTILITY IN ACCORDANCE WITH THE REQUIREMENTS OF THE PUBLIC AGENCY OR UTILITY HAVING JURISDICTION. COMPLETELY REMOVE ITEMS SCHEDULED TO BE DEMOLISHED AND REMOVED, LEAVING SURFACES CLEAN, SOLID, AND READY TO RECEIVE NEW MATERIALS SPECIFIED. IN ALL ACTIVITIES, COMPLY WITH PERTINENT REGULATIONS OF GOVERNMENTAL AGENCIES HAVING JURISDICTION.
6. DEMOLISHED MATERIAL SHALL BE CONSIDERED PROPERTY OF THE CONTRACTOR AND SHALL BE COMPLETELY REMOVED FROM THE JOB SITE. (U.N.O.)
7. CONTRACTOR TO CAREFULLY DEMOLISH AND REMOVE FROM THE SITE THOSE ITEMS AS SHOWN. VERIFY THE EXTENT AND LOCATION OF SELECTIVE DEMOLITION.
8. DEMOLITION CREW TO CONSIST OF ADEQUATE NUMBERS OF SKILLED WORKERS WHO ARE THOROUGHLY TRAINED AND EXPERIENCED IN THE NECESSARY CRAFTS AND WHO ARE COMPLETELY FAMILIAR WITH SPECIFIED REQUIREMENTS AND THE METHODS NEEDED FOR PROPER PERFORMANCE OF THIS SECTION.
9. USE MEANS TO PREVENT DUST BECOMING A NUISANCE TO THE PUBLIC, TO NEIGHBORS, AND TO OTHER WORK BEING PERFORMED ON OR NEAR THE SITE.
10. IN THE EVENT OF DEMOLITION OF ITEMS NOT SO SCHEDULED TO BE DEMOLISHED, THE CONTRACTOR SHALL PROMPTLY REPLACE SUCH ITEMS SUBJECT TO THE APPROVAL OF THE ARCHITECT AT NO ADDITIONAL COST TO THE OWNER.

1. REMOVE EXISTING DROPPED CEILING & FLOOR STRUCTURE ABOVE. PREPARE AREA TO FRAME FOR NEW STAIR OPENING. COORDINATE WITH REQUIREMENTS OF NEW CONSTRUCTION.
2. REMOVE/RELOCATE EXISTING LIGHT FIXTURES. COORDINATE WITH REQUIREMENTS OF NEW CONSTRUCTION.

- |   |                             |   |                          |   |                   |
|---|-----------------------------|---|--------------------------|---|-------------------|
|  | NEW CONSTRUCTION            |  | DUPLEX OUTLET            |  | SWITCH CONNECTION |
|  | EXISTING TO BE REMOVED      |  | GFI DUPLEX OUTLET        |  | EXTERIOR OUTLET   |
|  | EXISTING TO REMAIN          |  | OUTLET WITH SWITCH       |  | FAN LIGHT         |
|  | EXISTING ELECTRICAL FIXTURE |  | DRYER OUTLET             |  | CABLE OUTLET      |
|  | 1-WAY SWITCH                |  | VANITY LIGHT             |  | HOSE BIB          |
|  | 3-WAY SWITCH                |  | UNDER CABINET LIGHT      |   |                   |
|  | PULL SWITCH LIGHT           |  | 2 LAMP FLUORESCENT LIGHT |   |                   |
|  | CEILING LIGHT               |  | SMOKE DETECTOR           |   |                   |
|  | SINGLE OUTLET               |  | DOORBELL                 |   |                   |

ALL DRAWINGS AND WRITTEN MATERIAL  
HEREIN CONSTITUTE THE ORIGINAL AND  
UNPUBLISHED WORK OF THE ARCHITECT  
AND THE SAME MAY NOT BE DUPLICATED,  
REPRODUCED, OR DISCLOSED WITHOUT THE  
WRITTEN CONSENT OF THE ARCHITECT.  
JEL STUDIO ARCHITECTS

CERTIFY THAT THESE  
DOCUMENTS WERE PREPARED  
OR APPROVED BY ME, AND I AM  
DULY LICENSED ARCHITECT  
UNDER THE LAWS OF THE  
STATE OF COLUMBIA,  
LICENSE NUMBER ARC103229,  
EXPIRATION DATE 4/30/2022



**DEL STUDIO**  
 **ARCHITECTS**

750 MARYLAND ROUTE 3 SOUTH, SUITE 7  
GAMBRILLS, MARYLAND 21054  
T: 410-923-0922 F: 410-923-0828

DEMOLITION  
RCP

**INTERIOR  
RENOVATION**  
1326 WISCONSIN AVE NW  
WASHINGTON, D.C. 20007

[illegible]


AWN: N.J.	CHKD: D.E.L.
E: 03.15.2022	DATE: 03.15.2022
G No	

D-101

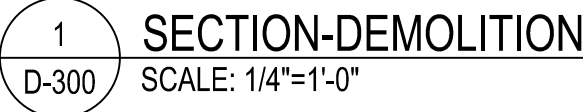
REF: 2022.01



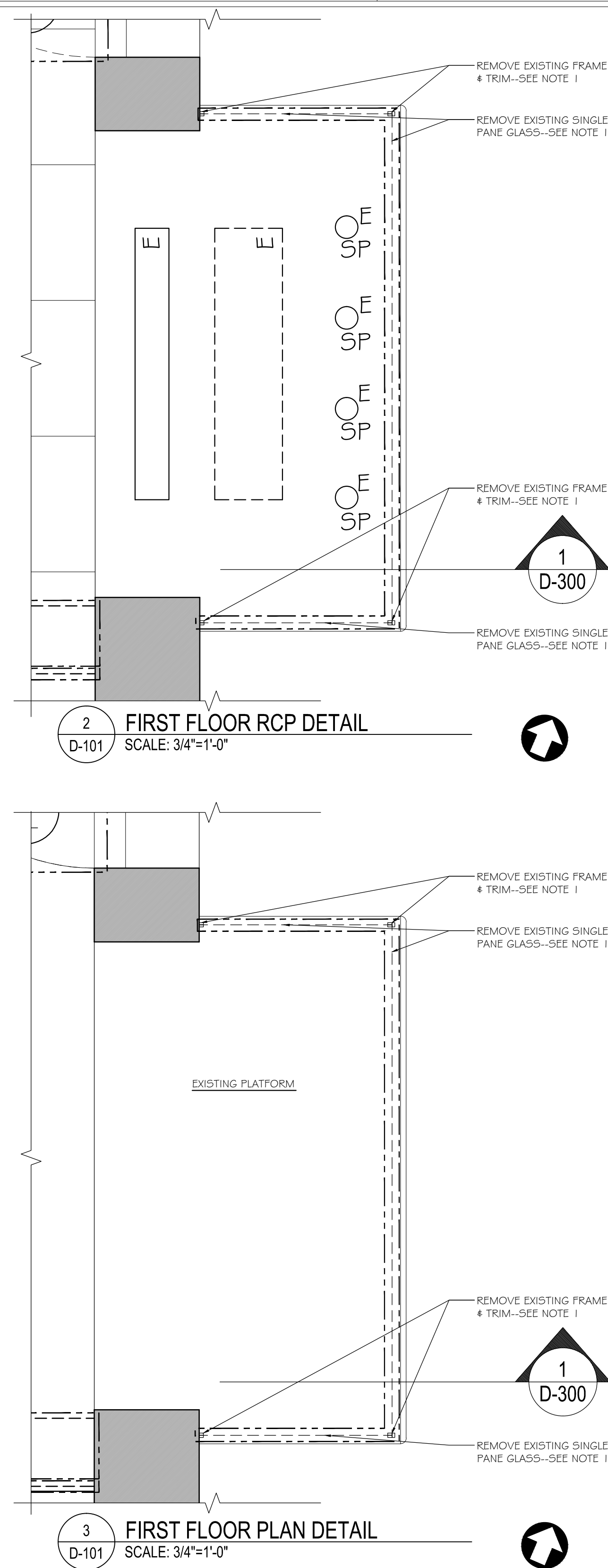





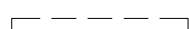














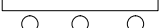















	NEW CONSTRUCTION		DUPLEX OUTLET		SWITCH CONNECTION
	EXISTING TO BE REMOVED		GFI DUPLEX OUTLET		EXTERIOR OUTLET
	EXISTING TO REMAIN		OUTLET WITH SWITCH		FAN LIGHT
	EXISTING ELECTRICAL FIXTURE		DRYER OUTLET		CABLE OUTLET
	1-WAY SWITCH		VANITY LIGHT		HOSE BIB
	3-WAY SWITCH		UNDER CABINET LIGHT		
	WALL LIGHT		2 LAMP FLUORESCENT LIGHT		
	PULL SWITCH LIGHT		SMOKE DETECTOR		
	CEILING LIGHT		DOORBELL		
	SINGLE OUTLET				

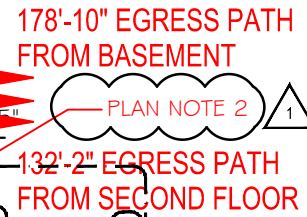
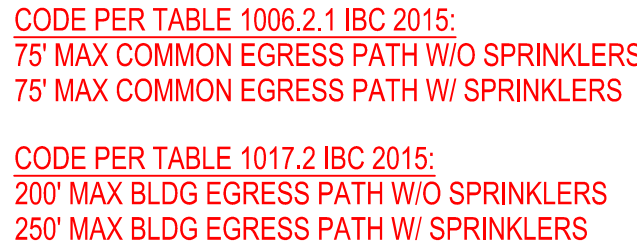










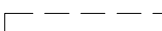

















INTERIOR WALL AND CEILING FINISH MATERIALS TESTED IN ACCORDANCE WITH NFPA 286 AND MEETING THE ACCEPTANCE CRITERIA OF SECTION 803.1.2.1, SHALL BE PERMITTED TO BE USED WHERE A CLASS A CLASSIFICATION IN ACCORDANCE WITH ASTM E84 OR UL 723 IS REQUIRED

1. ALL WORK SHALL BE PERFORMED IN ACCORDANCE WITH THE DOCUMENTS, CONTACT OWNER/ARCHITECT WITH ANY CHANGES IN THE WORK.
2. THE CONTRACTOR SHALL NOTIFY THE OWNER/ARCHITECT SHOULD ANY DISCREPANCIES ARISE IN THE CONTRACT DOCUMENTS AND REQUEST INTERPRETATION FROM THE OWNER/ARCHITECT.
3. CONTRACTOR TO FIELD VERIFY ALL DIMENSIONS.
4. IN COMPANY WITH THE ARCHITECT, THE CONTRACTOR SHALL VISIT THE SITE AND CAREFULLY IDENTIFY LIMIT OF SELECTIVE DEMOLITION, MARK INTERFACE SURFACES AS REQUIRED TO ENABLE ALL WORKERS TO IDENTIFY ITEMS TO BE LEFT IN PLACE.
5. PREPARE AND FOLLOW AN ORGANIZED PLAN FOR DEMOLITION AND REMOVAL OF ITEMS. SHUT OFF, CAP, AND OTHERWISE PROTECT EXIST. PUBLIC UTILITY IN ACCORDANCE WITH THE REQUIREMENTS OF THE PUBLIC AGENCY OR UTILITY HAVING JURISDICTION. COMPLETELY REMOVE ITEMS SCHEDULED TO BE DEMOLISHED AND REMOVED, LEAVING SURFACES CLEAN, SOLID, AND READY TO RECEIVE NEW MATERIALS SPECIFIED. IN ALL ACTIVITIES, COMPLY WITH PERTINENT REGULATIONS OF GOVERNMENTAL AGENCIES HAVING JURISDICTION.
6. DEMOLISHED MATERIAL SHALL BE CONSIDERED PROPERTY OF THE CONTRACTOR AND SHALL BE COMPLETELY REMOVED FROM THE JOB SITE. (U.N.O.)
7. CONTRACTOR TO CAREFULLY DEMOUSH AND REMOVE FROM THE SITE THOSE ITEMS AS SHOWN. VERIFY THE EXTENT AND LOCATION OF SELECTIVE DEMOLITION.
8. DEMOLITION CREW TO CONSIST OF ADEQUATE NUMBERS OF SKILLED WORKERS WHO ARE THOROUGHLY TRAINED AND EXPERIENCED IN THE NECESSARY CRAFTS AND WHO ARE COMPLETELY FAMILIAR WITH SPECIFIED REQUIREMENTS AND THE METHODS NEEDED FOR PROPER PERFORMANCE OF THIS SECTION.
9. USE MEANS TO PREVENT DUST BECOMING A NUISANCE TO THE PUBLIC, TO NEIGHBORS, AND TO OTHER WORK BEING PERFORMED ON OR NEAR THE SITE.
10. IN THE EVENT OF DEMOLITION OF ITEMS NOT SO SCHEDULED TO BE DEMOLISHED, THE CONTRACTOR SHALL PROMPTLY REPLACE SUCH ITEMS SUBJECT TO THE APPROVAL OF THE ARCHITECT AT NO ADDITIONAL COST TO THE OWNER.

1. INSTALL HARDWIRED SMOKE DETECTORS.
2. INSTALL RAISED CHARACTER AND BRAILLE EXIT SIGN PER IBC 2015 SECTION 1013.4: A SIGN STATING EXIT IN VISUAL CHARACTERS, RAISED CHARACTERS AND BRAILLE AND COMPLYING WITH ICC A117.1 SHALL BE PROVIDED ADJACENT TO EACH DOOR TO AN AREA OF REFUGE, PROVIDING DIRECT ACCESS TO A STAIRWAY, AN EXTERIOR AREA FOR ASSISTED RESCUE, AN EXIT STAIRWAY OR RAMP, AN EXIT PASSAGEWAY AND THE EXIT DISCHARGE.
3. INSTALL PORTABLE FIRE EXTINGUISHERS PER IBC 2015 SECTION 906.1: PORTABLE FIRE EXTINGUISHERS SHALL BE INSTALLED IN ALL OF THE FOLLOWING LOCATIONS: 1. IN GROUP A, B, E, F, H, I, M, R-1, R-2, R-4 AND S OCCUPANCIES.

	NEW CONSTRUCTION		DUPLEX OUTLET		SWITCH CONNECTION
	EXISTING TO BE REMOVED		GFI DUPLEX OUTLET		EXTERIOR OUTLET
	EXISTING TO REMAIN		OUTLET WITH SWITCH		FAN LIGHT
	EXISTING ELECTRICAL FIXTURE		DRYER OUTLET		CABLE OUTLET
	1-WAY SWITCH		3-WAY SWITCH		HOSE BIB
	3-WAY SWITCH		VANITY LIGHT		
	WALL LIGHT		2 LAMP FLUORESCENT LIGHT		
	PULL SWITCH LIGHT		SMOKE DETECTOR		
	CEILING LIGHT		DOORBELL		
	SINGLE OUTLET				

CAD REF: 2022.01





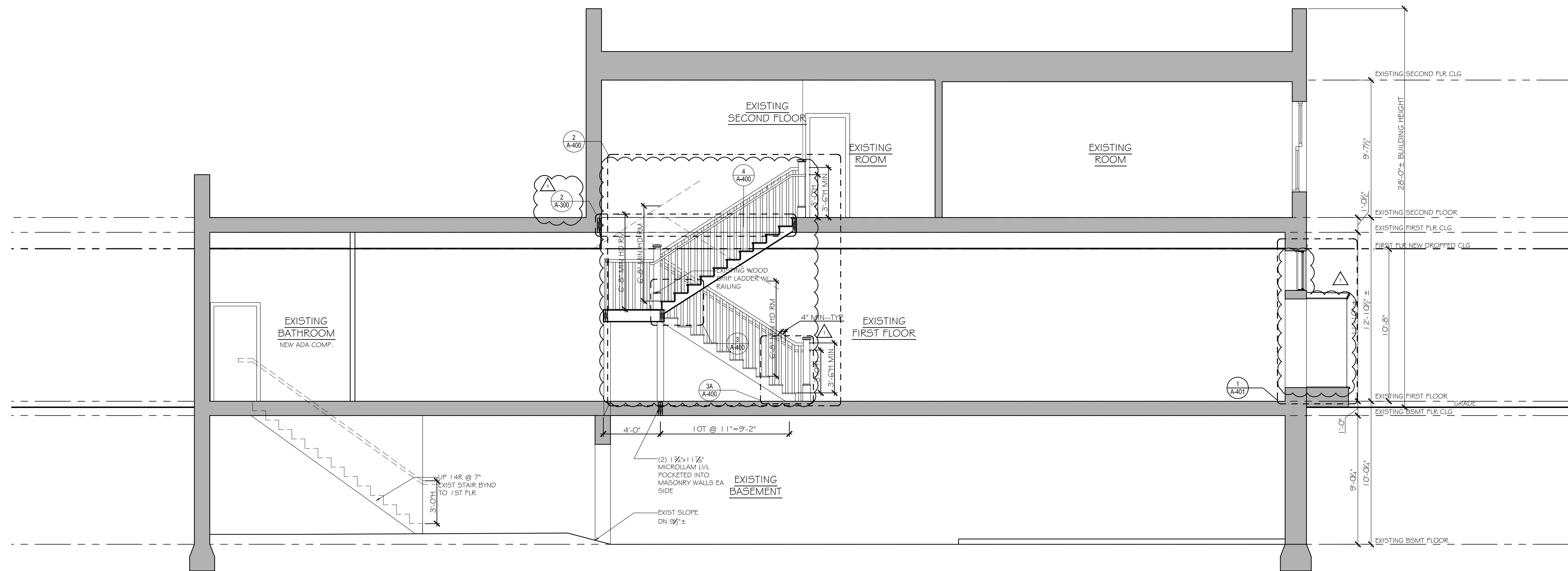






**DEL**  **STUDIO**  
**ARCHITECTS**

7500 MARYLAND ROUTE 3 SOUTH, SUITE 7  
GAMBRILLS, MARYLAND 21054  
T: 410-923-0922 F: 410-923-0828




1 SECTION  
A-300 SCALE: 1/4"=1'-0"

## GENERAL NOTES

1. ALL WORK SHALL BE PERFORMED IN ACCORDANCE WITH THE DOCUMENTS, CONTACT OWNER/ARCHITECT WITH ANY CHANGES IN THE WORK.
2. THE CONTRACTOR SHALL NOTIFY THE OWNER/ARCHITECT SHOULD ANY DISCREPANCIES ARISE IN THE CONTRACT DOCUMENTS AND REQUEST INTERPRETATION FROM THE OWNER/ARCHITECT.
3. CONTRACTOR TO FIELD VERIFY ALL DIMENSIONS.

## SECTION NOTES

## SYMBOLS LEGEND

REV	DATE	DESCRIPTION
	3-15-22	PERMIT SET
	4-21-22	PERMIT COMMENTS

[illegible]

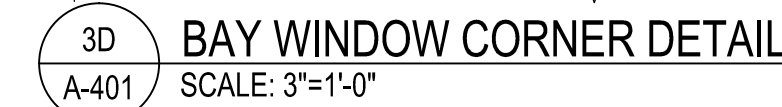
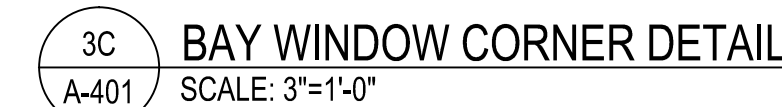
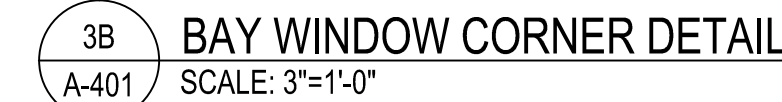
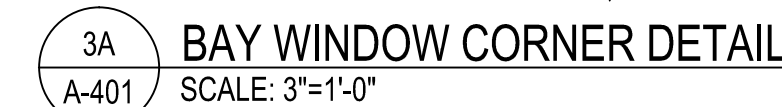
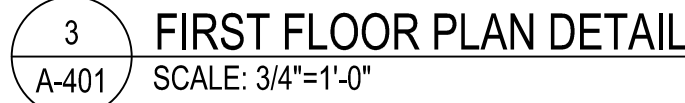
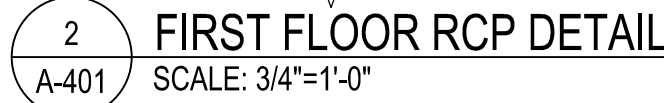
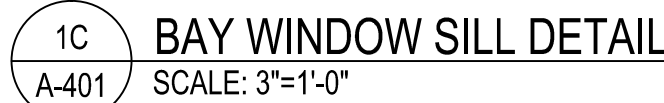
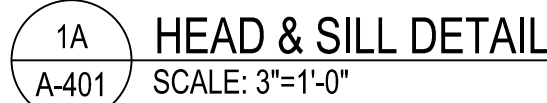
DRAWN: N.J.	CHKD: D.E.L.
DATE: 03.15.2022	DATE: 03.15.2022
DWG No.	

# A-300




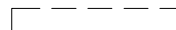




























CAD REF: 2022.01

- |   |                             |   |                          |   |                   |
|---|-----------------------------|---|--------------------------|---|-------------------|
|  | NEW CONSTRUCTION            |  | DUPLEX OUTLET            |  | SWITCH CONNECTION |
|  | EXISTING TO BE REMOVED      |  | GFI DUPLEX OUTLET        |  | EXTERIOR OUTLET   |
|  | EXISTING TO REMAIN          |  | OUTLET WITH SWITCH       |  | FAN LIGHT         |
|  | EXISTING ELECTRICAL FIXTURE |  | DRYER OUTLET             |  | CABLE OUTLET      |
|  | 1-WAY SWITCH                |  | VANITY LIGHT             |  | HOSE BIB          |
|  | 3-WAY SWITCH                |  | UNDER CABINET LIGHT      |   |                   |
|  | WALL LIGHT                  |  | 2 LAMP FLUORESCENT LIGHT |   |                   |
|  | PULL SWITCH LIGHT           |  | SMOKE DETECTOR           |   |                   |
|  | CEILING LIGHT               |  | DOORBELL                 |   |                   |
|  | SINGLE OUTLET               |   |                          |   |                   |