

# DCPS DOROTHY HEIGHT ELEMENTARY SCHOOL

1300 ALLISON STREET NW  
WASHINGTON, DC 20011

DCAM-21-CS-RFP-0010

## COMMISSION OF FINE ARTS FINAL SUBMISSION

NOVEMBER 3, 2022

**CGS Architects**  
2909 M Street NW  
Washington, DC 20007  
202.965.7070







TABLE OF CONTENTS

INTRODUCTION

- 1.1 Project Description

EXISTING CONDITIONS

- 2.1 Vicinity Map
- 2.2 Existing Site Plan
- 2.3 Existing Aerial View Looking Northwest
- 2.4 Adjacent Context
- 2.5 Vocational School | Existing Conditions Photos
- 2.6 Washington Health School | Existing Conditions Photos
- 2.7 Existing First Floor Plan
- 2.8 Existing Lower Level Plan
- 2.9 Existing Second Floor Plan
- 2.10 Existing Third Floor Plan
- 2.11 Existing Roof Plan
- 2.12 Washington HS + Vocational School | Existing East Elevation
- 2.13 Vocational School | Existing North Elevation
- 2.14 Vocational School | Existing South Elevation
- 2.15 Washington HS + Vocational School | Existing West Elevation
- 2.16 Washington Health School | Existing South Elevation
- 2.17 Washington Health School | Existing North Elevation

CONCEPT DESIGN

- 3.1 Proposed Site Plan
- 3.2 Proposed First Floor Plan
- 3.3 Proposed Lower Level Plan
- 3.4 Proposed Second Floor Plan
- 3.5 Proposed Third Floor Plan
- 3.6 Proposed Roof Plan
- 3.7 Proposed East Elevation
- 3.8 Proposed North Elevation
- 3.9 Proposed West Elevation
- 3.10 Proposed South Elevation
- 3.11 Proposed South Addition Section
- 3.12 Proposed South Burdick Section
- 3.13 Proposed North-South Section
- 3.14 Entry Plaza Perspective View
- 3.15 Aerial Site View | Southeast
- 3.16 Aerial Site View | Northeast
- 3.17 Aerial Site View | Northwest
- 3.18 Aerial Site View | Northeast
- 3.19 Proposed Addition Building Materials Selections
- 3.20 Proposed Outdoor Hardscape Plan
- 3.21 Hardscape Imagery
- 3.22 Proposed Outdoor Furniture Plan
- 3.23 Furniture Imagery
- 3.24 Proposed Plant Material Plan
- 3.25 Plant Imagery

APPENDIX

DD Document Set Link  
<https://drive.google.com/drive/folders/1-kmKKLh3Cji-mt2eFCCIExOvYE-FluyW?usp=sharing>





# PROJECT DESCRIPTION

## Introduction

The Dorothy I. Height and Washington Health Schools are located at the corner of Allison and Thirteenth Streets in the northwest quadrant of the District of Columbia. Completed in 1925, the Washington Health School was considered to be one of the most modern facilities of its kind, as it was created for children suffering from tuberculosis so they could receive a quality education while being cared for by medical professionals.

To the north of the former Washington Health School, the Dorothy Height School was originally built as vocational high school for girls in 1939. Originally named the Dennison Vocational School, the curriculum was designed to prepare young girls for skilled jobs such as practical nursing, retail, cosmetics, dressmaking, clerk-typist, and secretarial work. Since its construction, the school name has changed several times. Below is a summary of all the names and dates associated with the school:

- + 1937 to 1944: Dennison Vocational School (DC Public School No. 229)
- + 1944 to circa 1970: Anna Lalor Burdick Vocational School
- + Circa 1970 to 1998: Burdick Career Development Center
- + 1998 to 2015: Community Academy Public Charter School
- + 2015 to present: Dorothy I. Height Elementary School

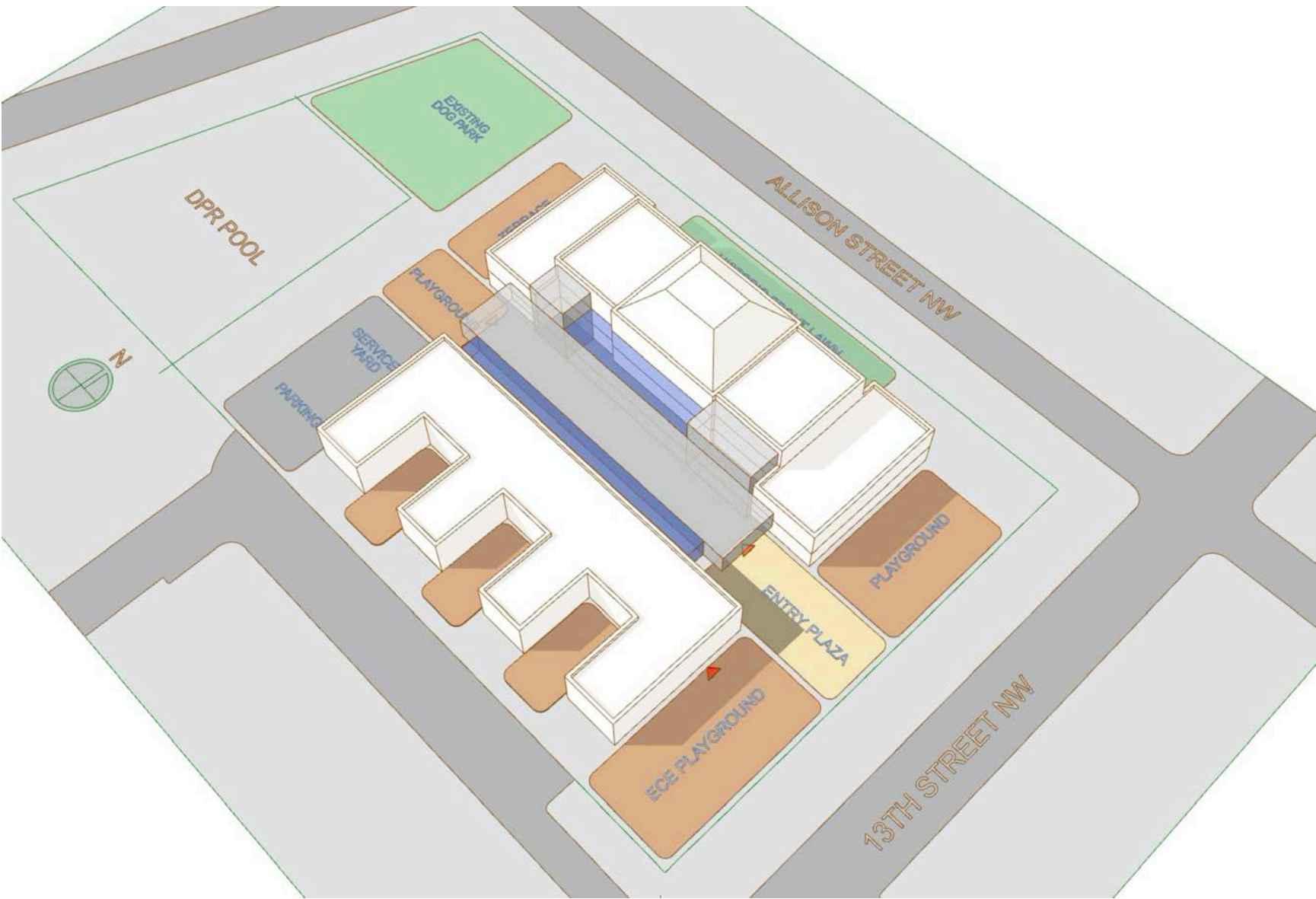
In order to avoid confusion, the school will primarily be referred to under its current name, Dorothy I. Height Elementary School.

Dorothy I. Height Elementary School is a citywide DC Public School (there is no enrollment boundary). This is a full modernization, and the scope of the project includes spaces for serving students from PK3 through 5th grade.

## Site Analysis

The school occupies a tight urban site. The location of the two existing buildings on the property limits the amount of usable outdoor space for the students. The current drive aisle loop/ parking between the buildings (and to the east) further exacerbates this issue.

It follows that one of the primary Owner defined modernization goals for the project has been creating more/ better outdoor play and learning spaces for the students. Additionally, there is a strong design to connect the two buildings via a new addition.



## Design Response

**CGS** Architects has developed an approach in response to these goals that is illustrated by the concept model above. A primary move was to locate the main entrance on 13th street and to bring the school into the building via the addition.

At a diagrammatic level, the Addition is a 2 story structure with a roof terrace accessed from the third floor level of the Vocational school. The addition is articulated as a ‘bar’ of learning spaces (second floor) elevated over an open flowing series of communal spaces at the first floor. The bar is grounded on 3 trapezoidal pedestals that are given gravitas via roughly textured brick cladding. The entry lobby, double height commons (with skylight above) and cafeteria occupy the open plan space between the two existing buildings. Special care has been taken to pull the addition away from the existing facades in order to preserve and enable them to be appreciated from within the new building. Skylights have been utilized to bring an abundance of natural light deep into the plan.



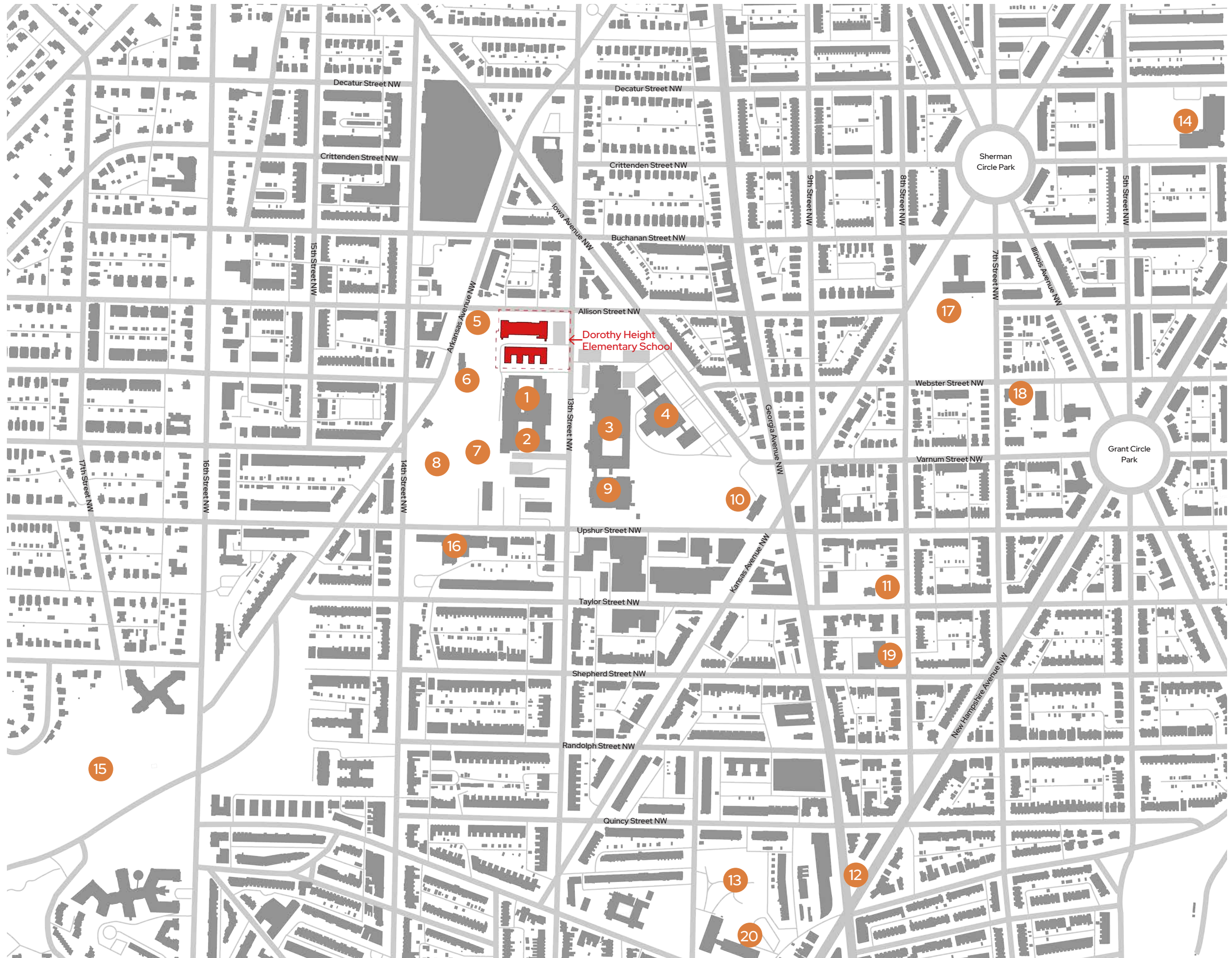
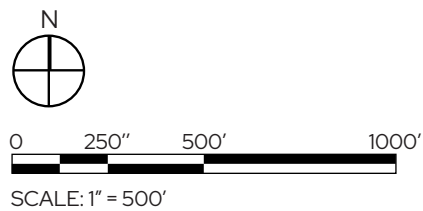
Two new egress stairs and an elevator have been incorporated into the addition. These elements are clad in aluminum panel externally and a visually similar decorative plaster at the interior in order for them to be appreciated as distinct volumes.

The existing buildings have been fully utilized for the DCPS program – including capturing program space in both basements. The Vocational school basement is substantial in size, providing an opportunity to accommodate the increased area requirements of the modernization (minimizing the size of the Addition). Natural light is introduced into these spaces via new light wells to the north and a lower Library terrace to the west cut into the existing berm. The Health School basement is utilized for food service, mechanical and custodial back of house spaces.





- 1 Briya Public Charter School
- 2 Sharpe Health School
- 3 Theodore Roosevelt High School
- 4 MacFarland Middle School
- 5 Upshur Dog Park
- 6 Upshur Recreation Center
- 7 Upshur Community Garden
- 8 Upshur Park
- 9 Roosevelt Gym / Pool
- 10 Petworth Library
- 11 Petworth Recreation Center
- 12 Georgia Ave–Petworth Metro Stop
- 13 Raymond Recreation Center and Playground
- 14 Barnard Elementary School
- 15 Piney Branch Park
- 16 Powell Elementary School
- 17 EL Haynes Public Charter School
- 18 Center City Public Charter School
- 19 Petworth Elementary School
- 20 Raymond Education Campus



2:1

## EXISTING CONDITIONS    Vicinity Map

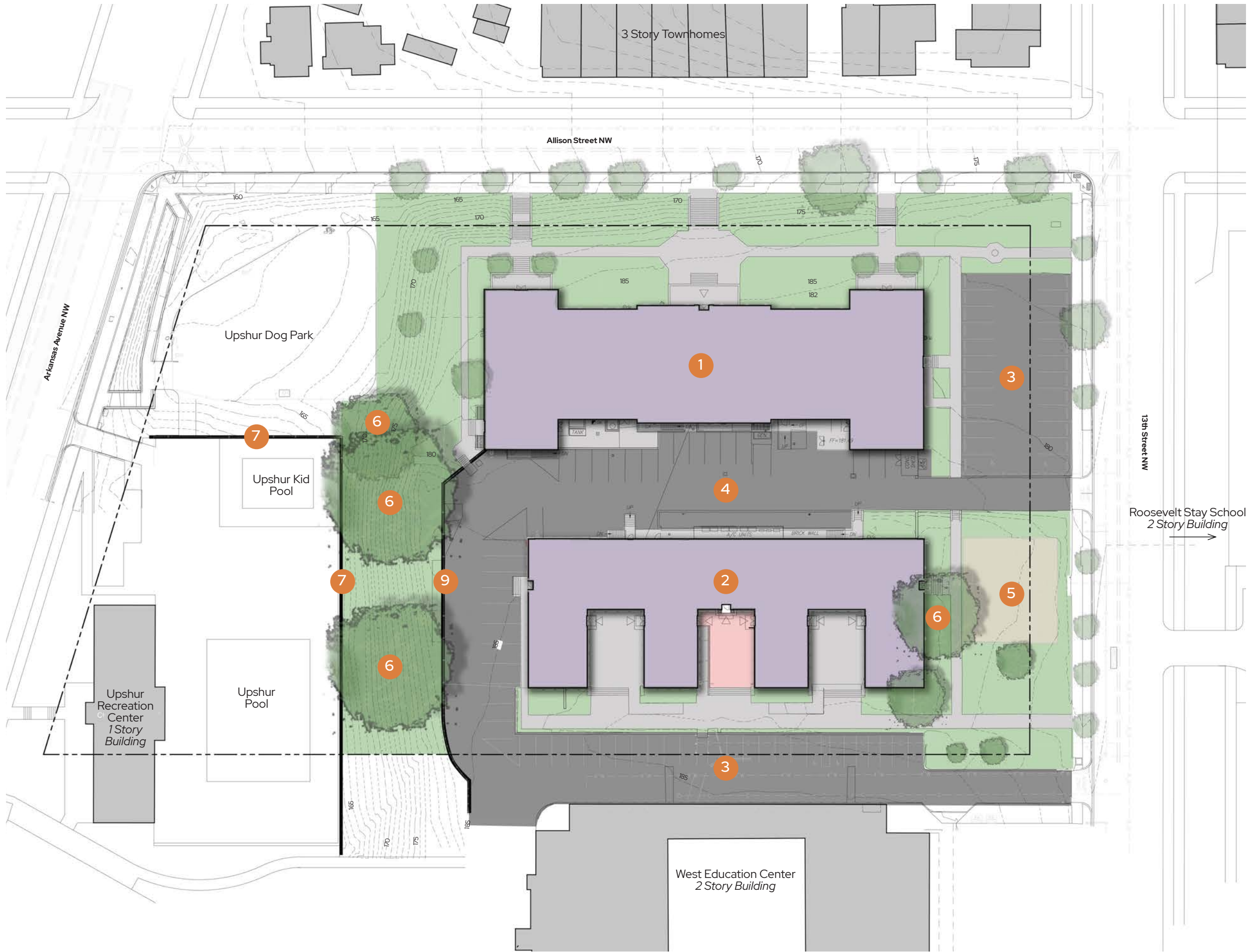
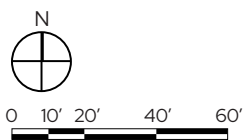
### DOROTHY HEIGHT ELEMENTARY SCHOOL MODERNIZATION

**CGS Architects**  
November 3, 2022  
copyright © CGS Architects 2022





- 1 Vocational School | Burdick Building  
3 Story Brick Building with Basement
- 2 Washington Health School | Annex Building  
1 Story Brick Building with Basement
- 3 Parking
- 4 Parking / Service
- 5 Playground
- 6 Heritage Tree
- 7 Retaining Walls











1 Western Side of Dorothy Height Elementary School (Vocational School)



4 Corner of Allison Street and 13th Street Looking Northeast



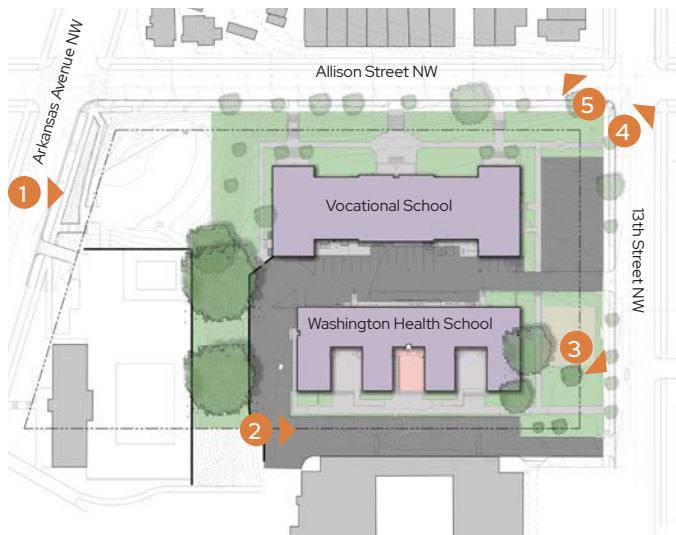
2 Looking East Towards Theodore Roosevelt High School



5 Corner of Allison Street and 13th Street Looking Northwest




3 Roosevelt High School



Key Plan






1 South Side (Vocational School)



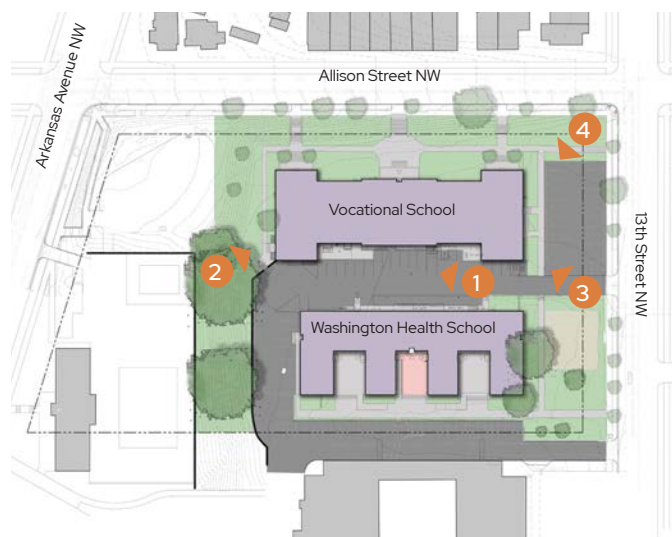
3 Southeast Side (Vocational School)



2 Southwest Side (Vocational School)



4 Northeast Side (Vocational School)



Key Plan





1 East Side (Washington Health School)



2 West Side (Washington Health School)



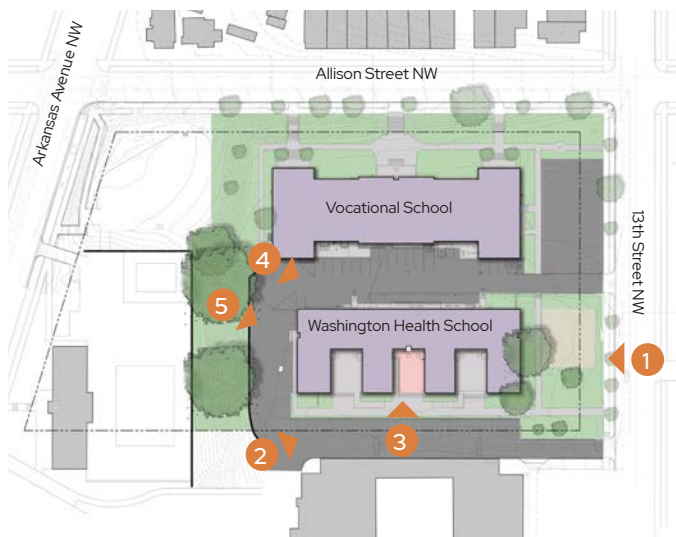
3 Courtyard (Washington Health School)



4 North Side (Washington Health School)



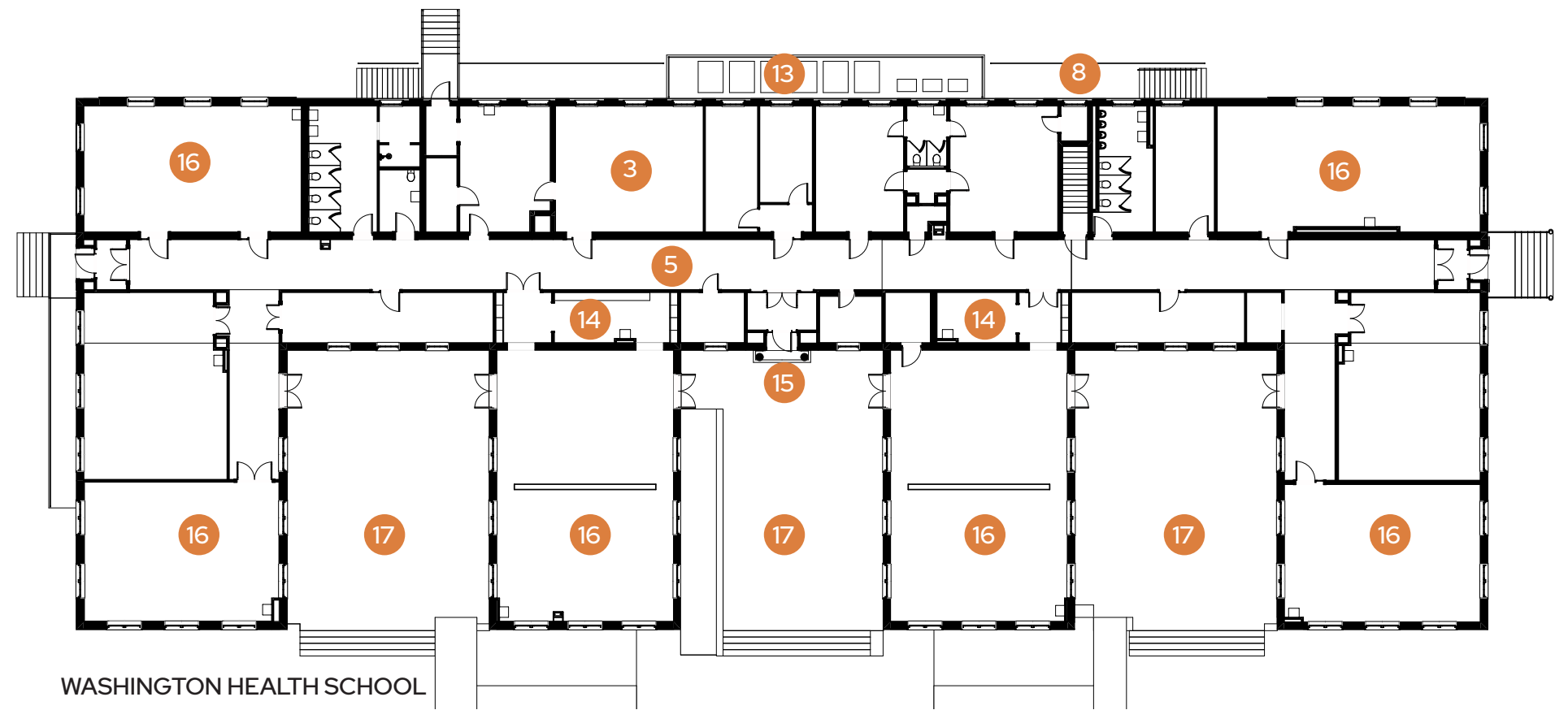
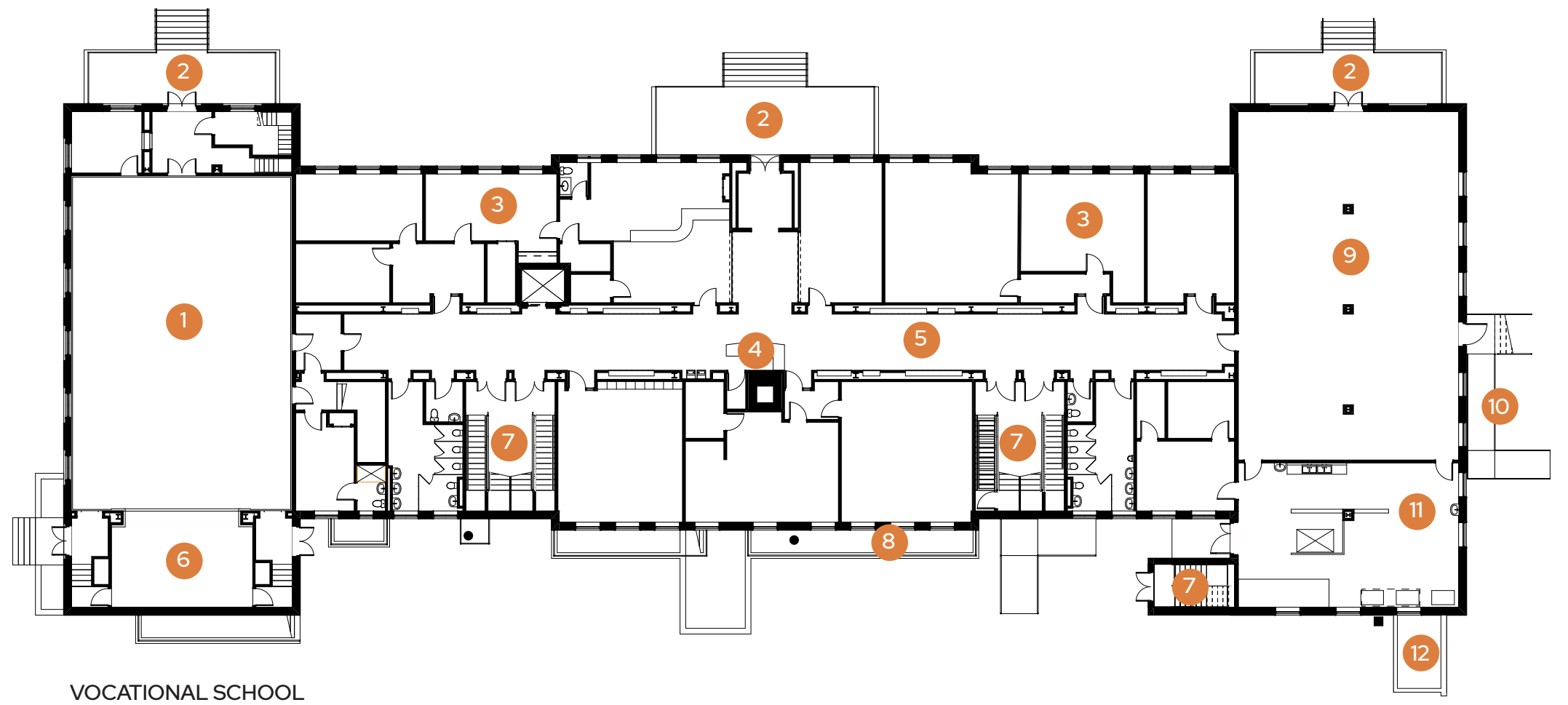
5 South Side (Washington Health School)



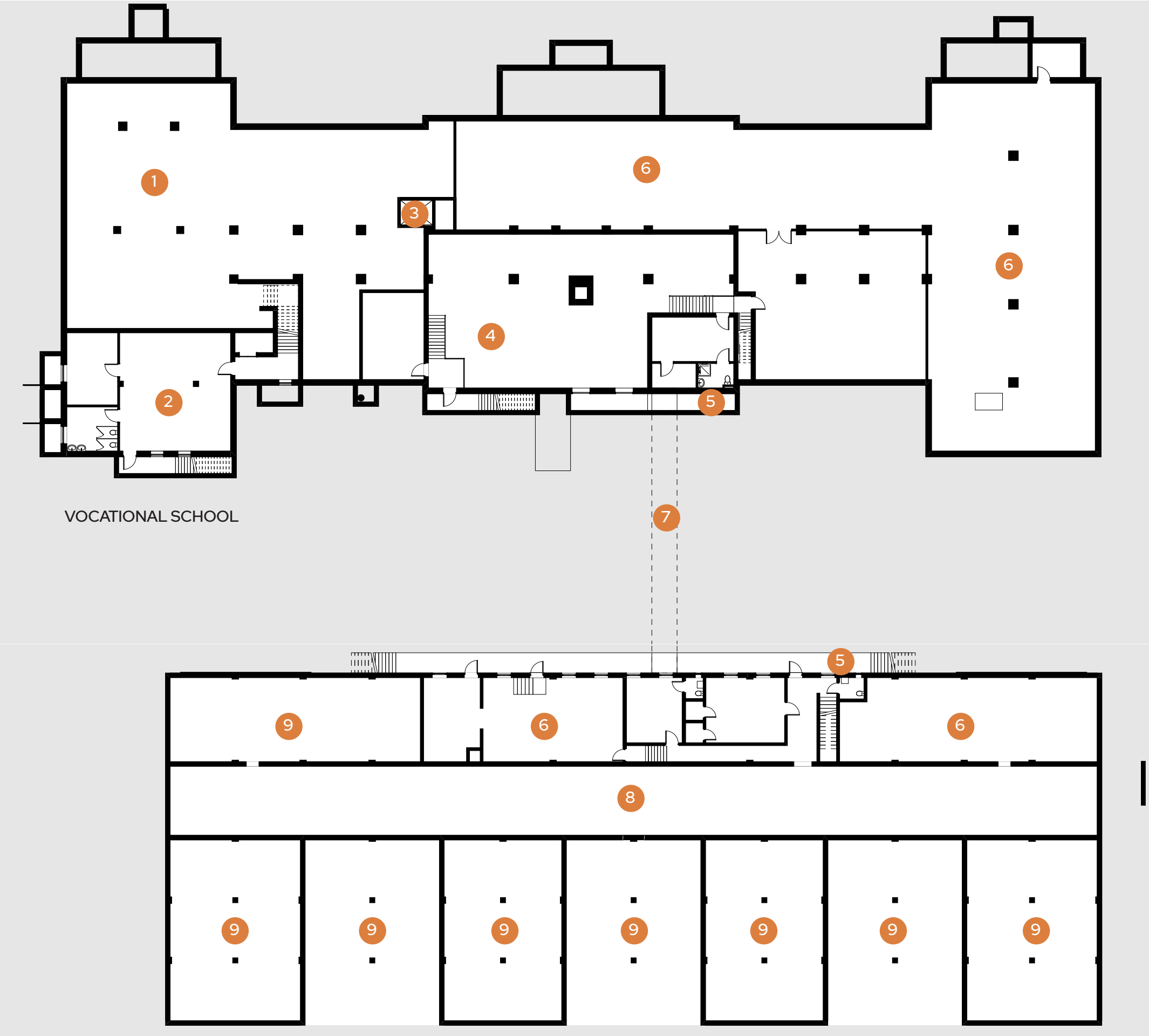
Key Plan



- 1 Multi-Purpose Room
- 2 Historic Porch
- 3 Administration
- 4 Welcome Desk
- 5 Circulation
- 6 Stage
- 7 Egress Stair
- 8 Areaway
- 9 Cafeteria
- 10 Accessible Entrance
- 11 Kitchen
- 12 Shed
- 13 Mechanical Units
- 14 Historical Closet
- 15 Historical Entrance
- 16 Classroom
- 17 Courtyard



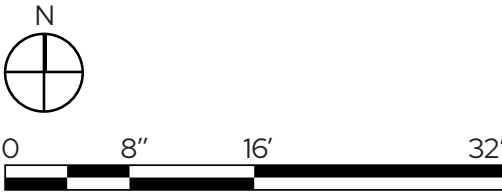




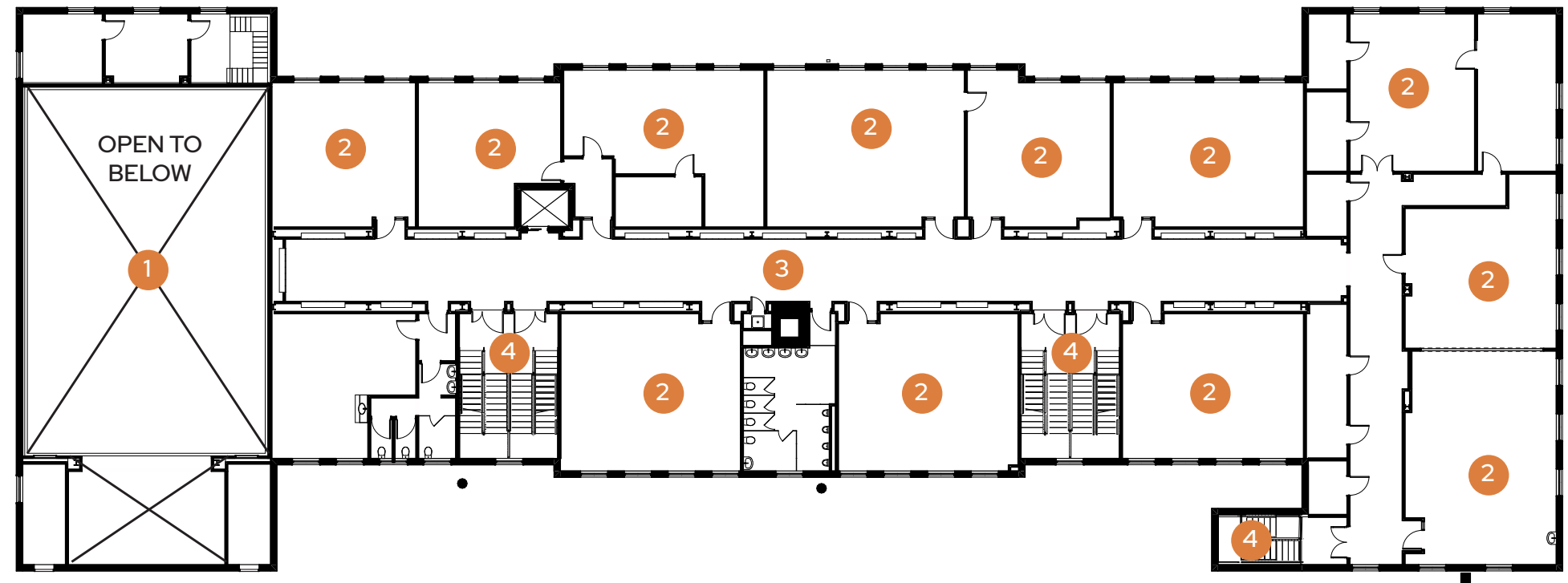
VOCATIONAL SCHOOL

WASHINGTON HEALTH SCHOOL

- 1 Excavated Basement without Floor Slab
- 2 Locker Room
- 3 Elevator
- 4 Main Mechanical Room
- 5 Areaway
- 6 Unfinished Basement
- 7 Pipe Tunnel
- 8 Circulation
- 9 Crawlspace

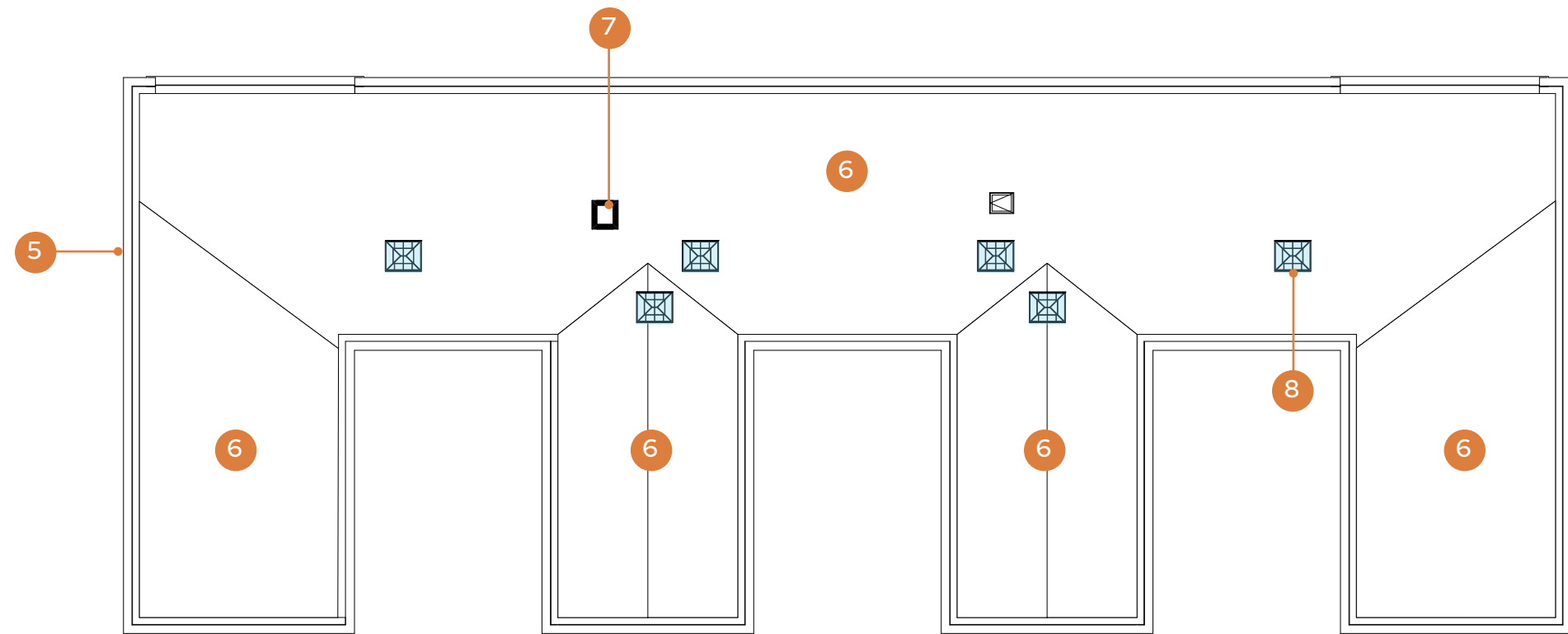






VOCATIONAL SCHOOL

- 1 Open to Gym Below
- 2 Classroom
- 3 Circulation
- 4 Egress Stairs
- 5 Parapet
- 6 Low Slope Membrane Roof
- 7 Brick Chimney
- 8 Skylights



WASHINGTON HEALTH SCHOOL



## EXISTING CONDITIONS Existing Second Floor Plan

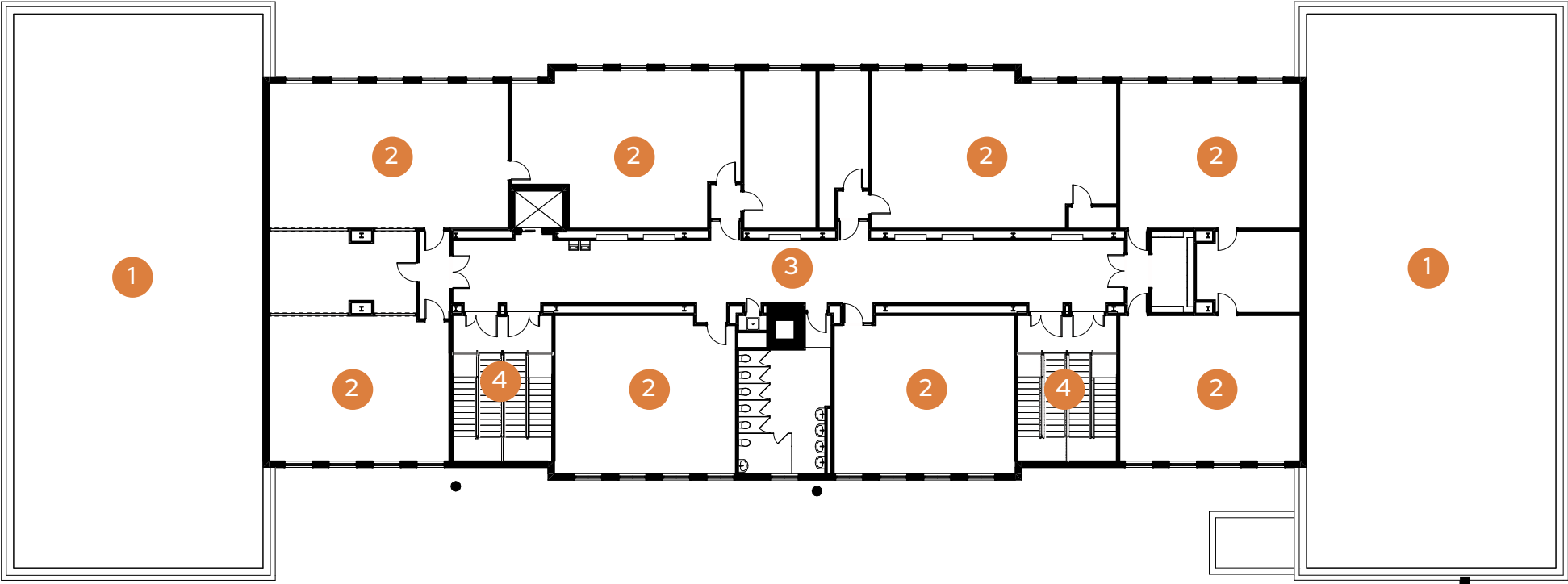
DOROTHY HEIGHT ELEMENTARY SCHOOL MODERNIZATION

CGS Architects

November 3, 2022  
copyright © CGS Architects 2022

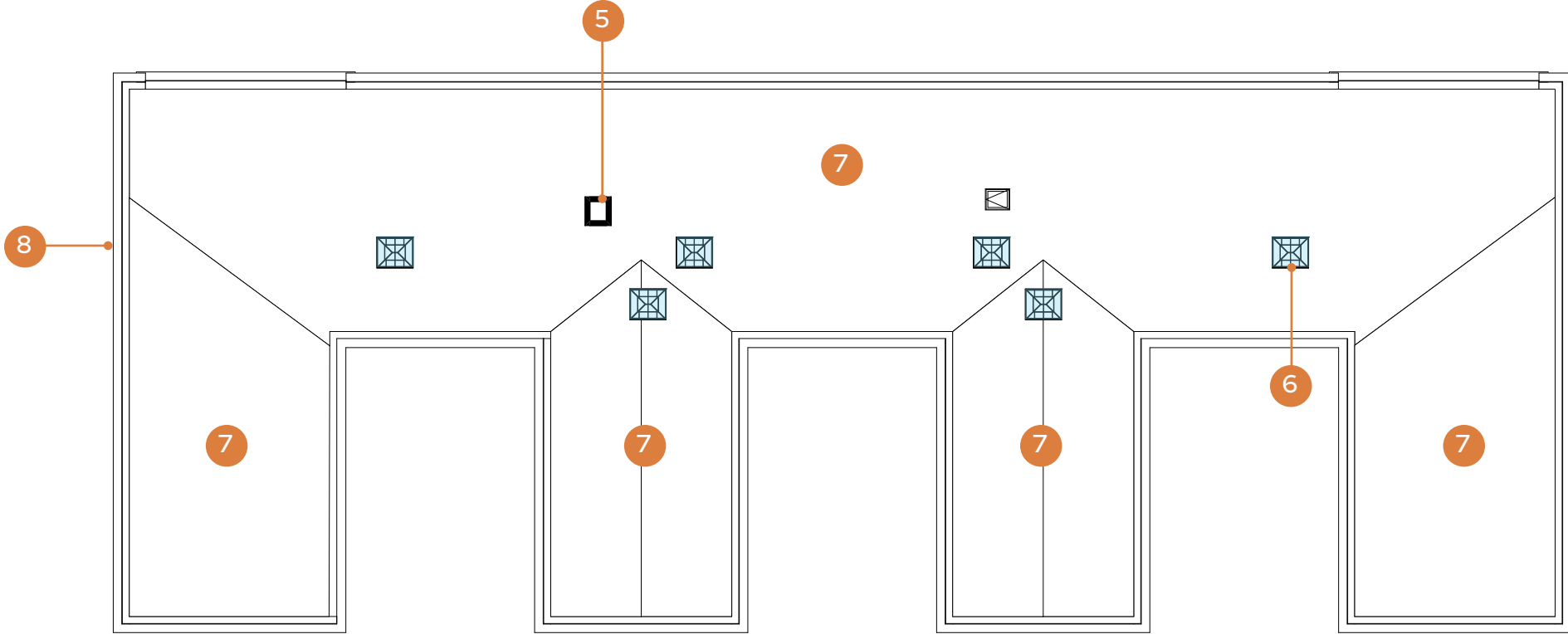




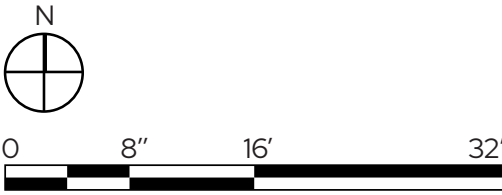


VOCATIONAL SCHOOL

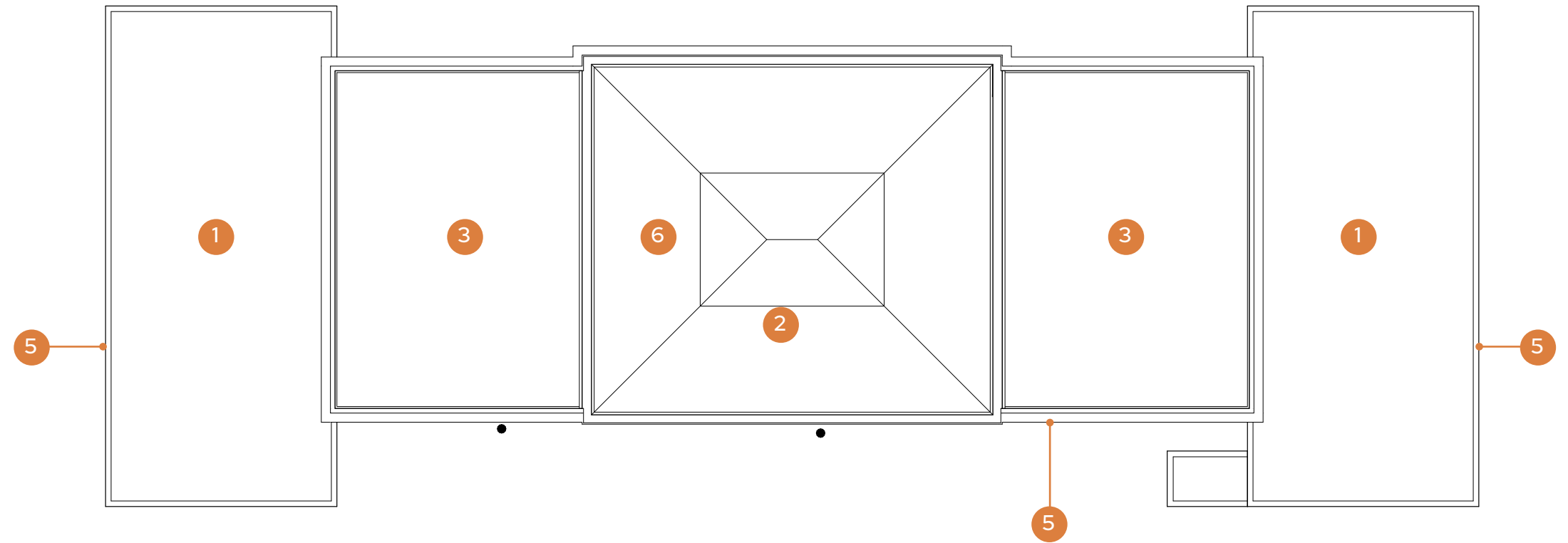
- 1 Roof Below
- 2 Classroom
- 3 Circulation
- 4 Egress Stairs
- 5 Brick Chimney
- 6 Skylight
- 7 Low Slope Membrane Roof
- 8 Parapet



WASHINGTON HEALTH SCHOOL

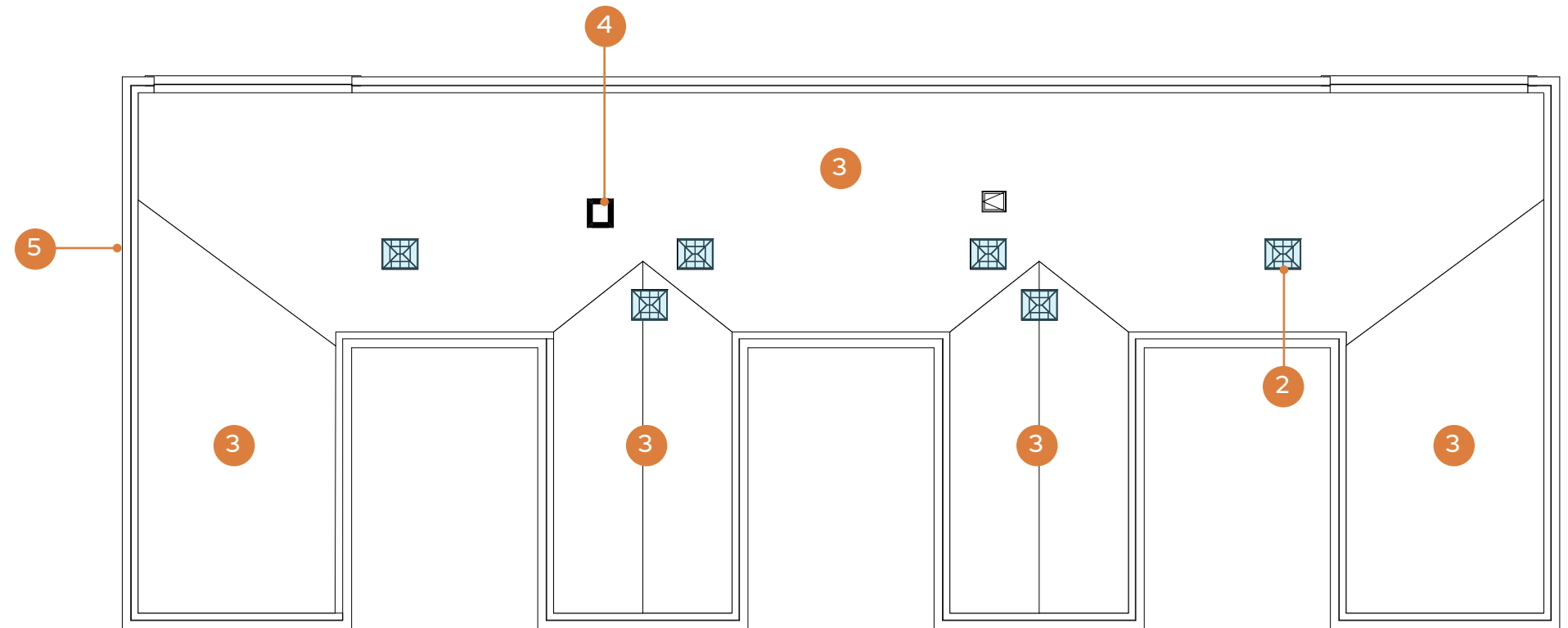






VOCATIONAL SCHOOL

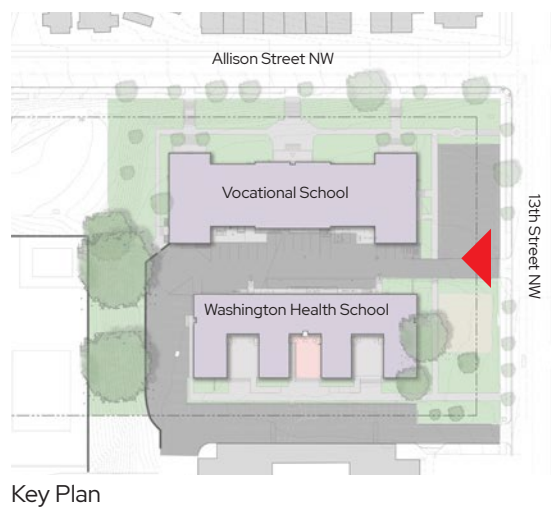
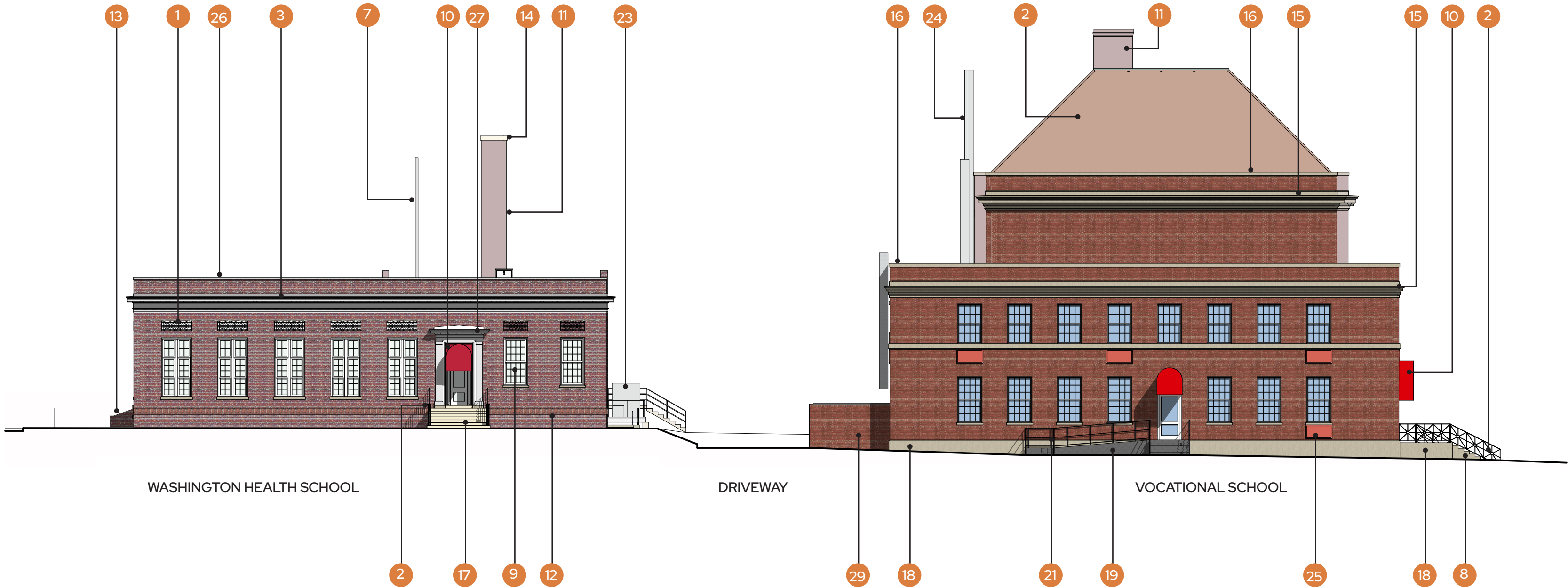
- 1 Roof Below
- 2 Skylight
- 3 Low Slope Membrane Roof
- 4 Brick Chimney
- 5 Parapet
- 6 Clay Roof



WASHINGTON HEALTH SCHOOL







0 8' 16' 32'  
SCALE: 1" = 16'

### EXISTING ELEVATION NOTES

- |    |                                    |    |   |    |  |
|----|------------------------------------|----|---|----|--|
| 1  | Decorative Brick Attic Vent        | 12 | Brick Belt Course                                   | 23 | Mechanical Equipment                               |
| 2  | Decorative Metal Railings, Painted | 13 | Brick Cheek Walls at Courtyard Stairs               | 24 | Mechanical Duct                                    |
| 3  | Ornamental Metal Cornice           | 14 | Limestone Chimney Cap                               | 25 | Metal Infill Panel at Former Fan Coil Unit Opening |
| 4  | Painted Ornamental Metal Cornice   | 15 | Limestone Cornice                                   | 26 | Prefinished Metal Coping                           |
| 5  | Historic Main Entrance             | 16 | Limestone Coping                                    | 27 | Wood and Metal Portico Entrance, Painted           |
| 6  | Historic Building Signage          | 17 | Limestone Steps                                     | 28 | Clay Tile  |
| 7  | Historical Flagpole                | 18 | Hard Limestone Watertable                           | 29 | Site Wall  |
| 8  | Historic Concrete Steps            | 19 | Concrete ADA Site Ramp and Steps                    |    |  |
| 9  | Replacement Vinyl Windows          | 20 | ADA Ramp  |    |  |
| 10 | Fabric Awning                      | 21 | Galvanized Metal Railing                            |    |  |
| 11 | Brick Chimney                      | 22 | Galvanized Metal Mechanical Equipment Support Frame |    |  |

## EXISTING CONDITIONS Washington HS + Vocational School | Existing East Elevation

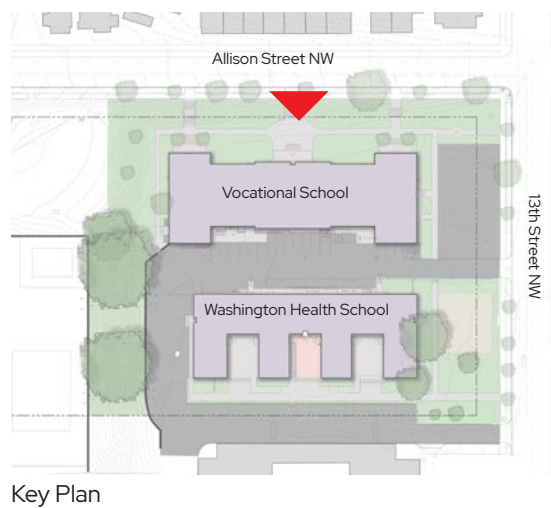
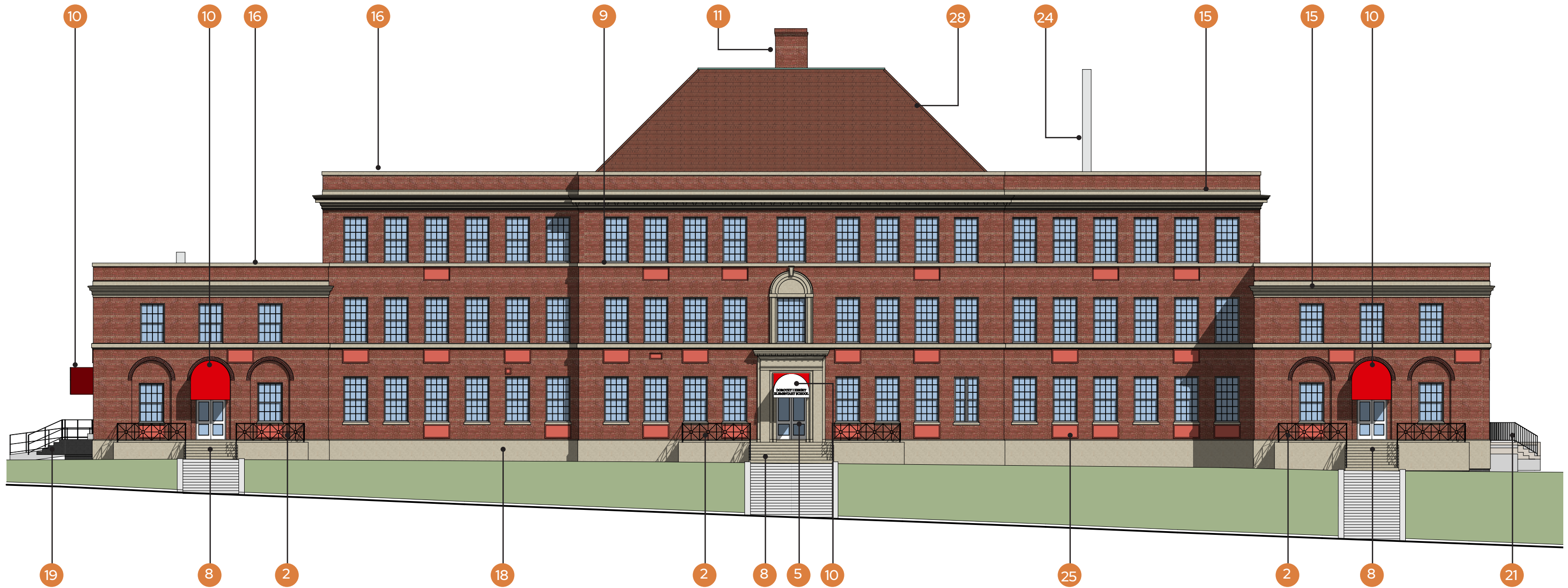
DOROTHY HEIGHT ELEMENTARY SCHOOL MODERNIZATION

CGS Architects

November 3, 2022  
copyright © CGS Architects 2022







0 8' 16' 32'  
SCALE: 1" = 16'

#### EXISTING ELEVATION NOTES

|    |                                    |    |   |    |  |
|----|------------------------------------|----|---|----|--|
| 1  | Decorative Brick Attic Vent        | 12 | Brick Belt Course                                   | 23 | Mechanical Equipment                               |
| 2  | Decorative Metal Railings, Painted | 13 | Brick Cheek Walls at Courtyard Stairs               | 24 | Mechanical Duct                                    |
| 3  | Ornamental Metal Cornice           | 14 | Limestone Chimney Cap                               | 25 | Metal Infill Panel at Former Fan Coil Unit Opening |
| 4  | Painted Ornamental Metal Cornice   | 15 | Limestone Cornice                                   | 26 | Prefinished Metal Coping                           |
| 5  | Historic Main Entrance             | 16 | Limestone Coping                                    | 27 | Wood and Metal Portico Entrance, Painted           |
| 6  | Historic Building Signage          | 17 | Limestone Steps                                     | 28 | Clay Tile  |
| 7  | Historical Flagpole                | 18 | Hard Limestone Watertable                           | 29 | Site Wall  |
| 8  | Historic Concrete Steps            | 19 | Concrete ADA Site Ramp and Steps                    |    |  |
| 9  | Replacement Vinyl Windows          | 20 | ADA Ramp  |    |  |
| 10 | Fabric Awning                      | 21 | Galvanized Metal Railing                            |    |  |
| 11 | Brick Chimney                      | 22 | Galvanized Metal Mechanical Equipment Support Frame |    |  |

## EXISTING CONDITIONS Vocational School | Existing North Elevation

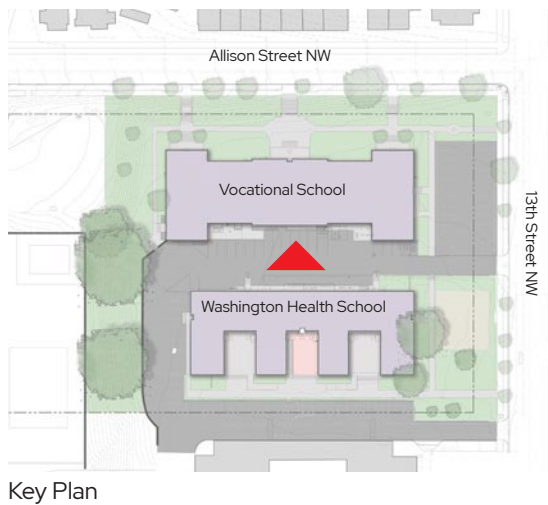
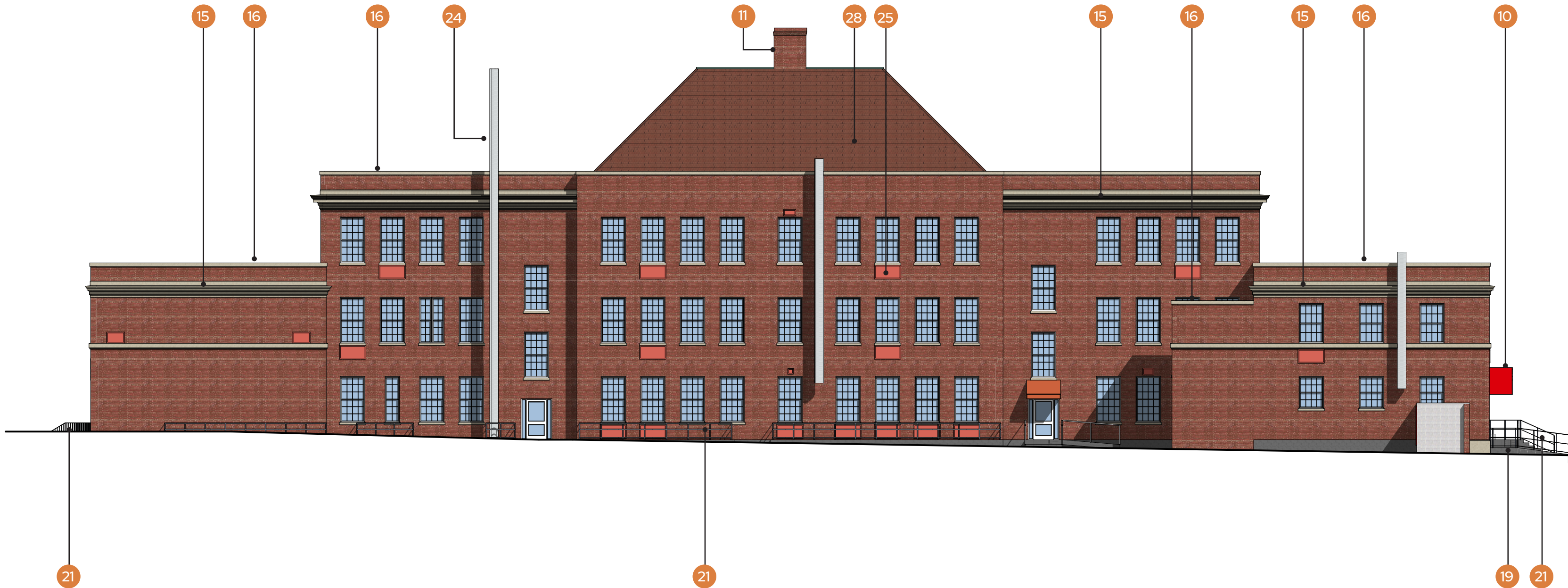
DOROTHY HEIGHT ELEMENTARY SCHOOL MODERNIZATION

CGS Architects

November 3, 2022  
copyright © CGS Architects 2022







0 8' 16' 32'  
SCALE: 1" = 16'

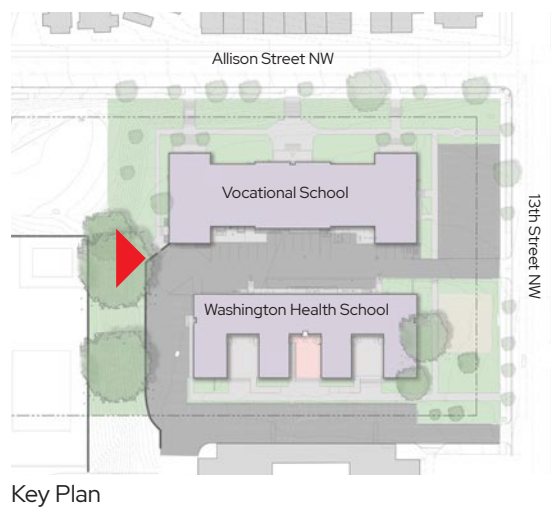
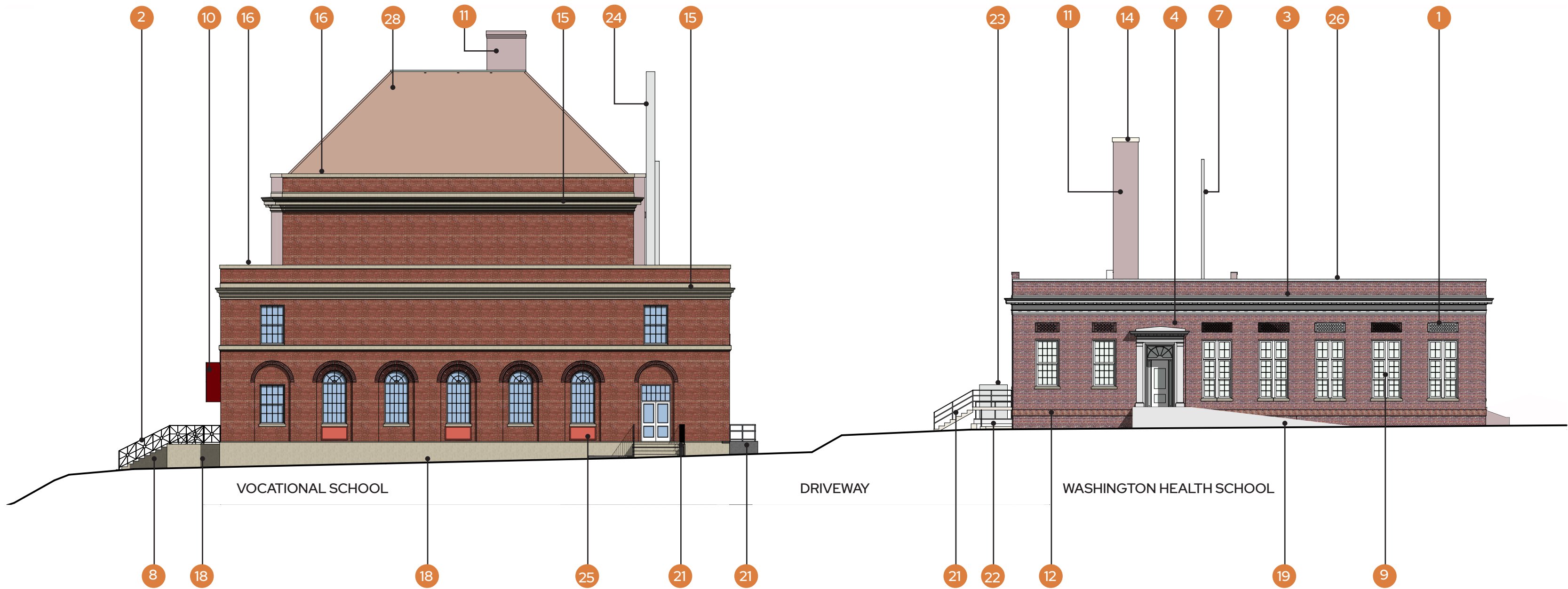
### EXISTING ELEVATION NOTES

|    |                                    |    |   |    |  |
|----|------------------------------------|----|---|----|--|
| 1  | Decorative Brick Attic Vent        | 12 | Brick Belt Course                                   | 23 | Mechanical Equipment                               |
| 2  | Decorative Metal Railings, Painted | 13 | Brick Cheek Walls at Courtyard Stairs               | 24 | Mechanical Duct                                    |
| 3  | Ornamental Metal Cornice           | 14 | Limestone Chimney Cap                               | 25 | Metal Infill Panel at Former Fan Coil Unit Opening |
| 4  | Painted Ornamental Metal Cornice   | 15 | Limestone Cornice                                   | 26 | Prefinished Metal Coping                           |
| 5  | Historic Main Entrance             | 16 | Limestone Coping                                    | 27 | Wood and Metal Portico Entrance, Painted           |
| 6  | Historic Building Signage          | 17 | Limestone Steps                                     | 28 | Clay Tile  |
| 7  | Historical Flagpole                | 18 | Hard Limestone Watertable                           | 29 | Site Wall  |
| 8  | Historic Concrete Steps            | 19 | Concrete ADA Site Ramp and Steps                    |    |  |
| 9  | Replacement Vinyl Windows          | 20 | ADA Ramp  |    |  |
| 10 | Fabric Awning                      | 21 | Galvanized Metal Railing                            |    |  |
| 11 | Brick Chimney                      | 22 | Galvanized Metal Mechanical Equipment Support Frame |    |  |

## EXISTING CONDITIONS Vocational School | Existing South Elevation

### DOROTHY HEIGHT ELEMENTARY SCHOOL MODERNIZATION





0 8' 16' 32'  
SCALE: 1" = 16'

#### EXISTING ELEVATION NOTES

|    |                                    |    |   |    |  |
|----|------------------------------------|----|---|----|--|
| 1  | Decorative Brick Attic Vent        | 12 | Brick Belt Course                                   | 23 | Mechanical Equipment                               |
| 2  | Decorative Metal Railings, Painted | 13 | Brick Cheek Walls at Courtyard Stairs               | 24 | Mechanical Duct                                    |
| 3  | Ornamental Metal Cornice           | 14 | Limestone Chimney Cap                               | 25 | Metal Infill Panel at Former Fan Coil Unit Opening |
| 4  | Painted Ornamental Metal Cornice   | 15 | Limestone Cornice                                   | 26 | Prefinished Metal Coping                           |
| 5  | Historic Main Entrance             | 16 | Limestone Coping                                    | 27 | Wood and Metal Portico Entrance, Painted           |
| 6  | Historic Building Signage          | 17 | Limestone Steps                                     | 28 | Clay Tile  |
| 7  | Historical Flagpole                | 18 | Hard Limestone Watertable                           | 29 | Site Wall  |
| 8  | Historic Concrete Steps            | 19 | Concrete ADA Site Ramp and Steps                    |    |  |
| 9  | Replacement Vinyl Windows          | 20 | ADA Ramp  |    |  |
| 10 | Fabric Awning                      | 21 | Galvanized Metal Railing                            |    |  |
| 11 | Brick Chimney                      | 22 | Galvanized Metal Mechanical Equipment Support Frame |    |  |

## EXISTING CONDITIONS Washington HS + Vocational School | Existing West Elevation

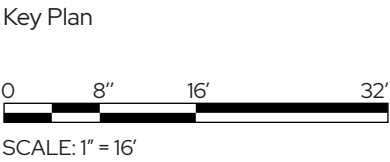
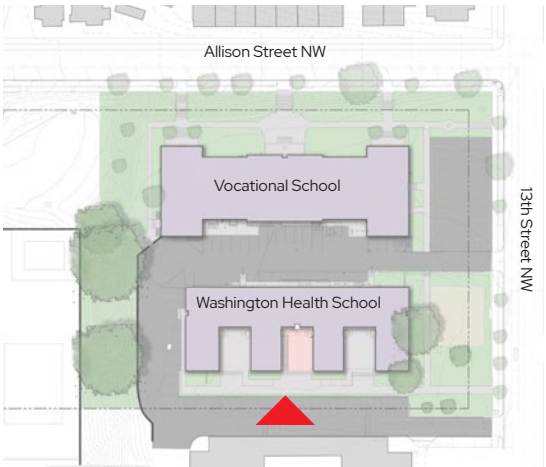
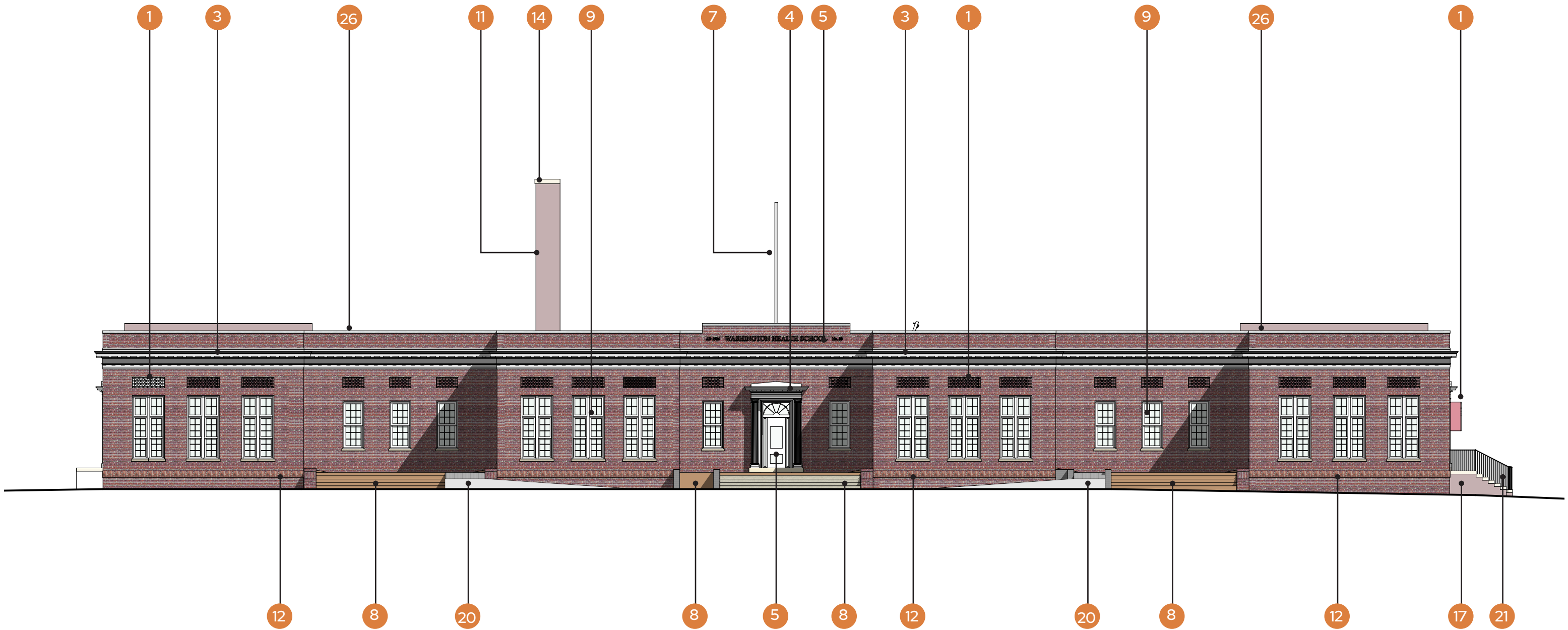
DOROTHY HEIGHT ELEMENTARY SCHOOL MODERNIZATION

CGS Architects

November 3, 2022  
copyright © CGS Architects 2022





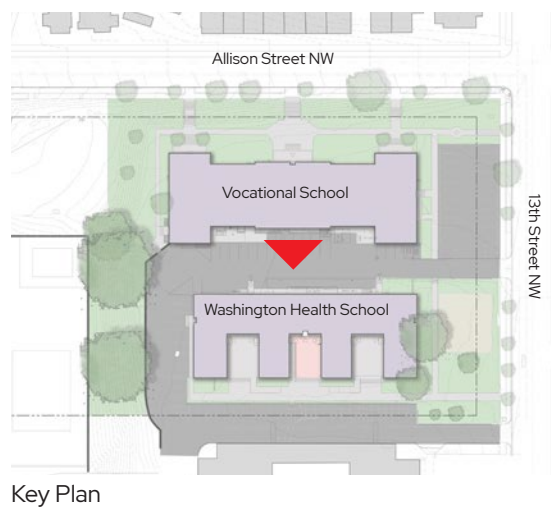
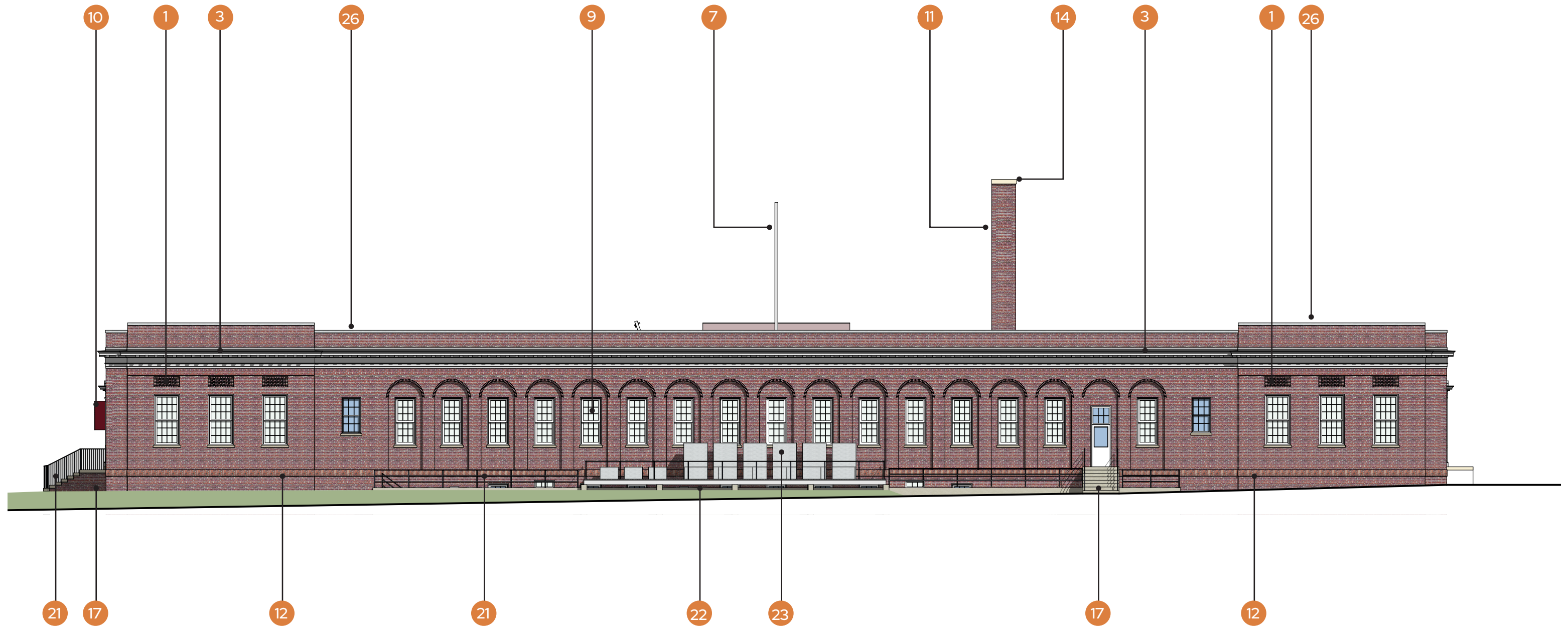


EXISTING ELEVATION NOTES

|    |                                    |    |   |    |  |
|----|------------------------------------|----|---|----|--|
| 1  | Decorative Brick Attic Vent        | 12 | Brick Belt Course                                   | 23 | Mechanical Equipment                               |
| 2  | Decorative Metal Railings, Painted | 13 | Brick Cheek Walls at Courtyard Stairs               | 24 | Mechanical Duct                                    |
| 3  | Ornamental Metal Cornice           | 14 | Limestone Chimney Cap                               | 25 | Metal Infill Panel at Former Fan Coil Unit Opening |
| 4  | Painted Ornamental Metal Cornice   | 15 | Limestone Cornice                                   | 26 | Prefinished Metal Coping                           |
| 5  | Historic Main Entrance             | 16 | Limestone Coping                                    | 27 | Wood and Metal Portico Entrance, Painted           |
| 6  | Historic Building Signage          | 17 | Limestone Steps                                     | 28 | Clay Tile  |
| 7  | Historical Flagpole                | 18 | Hard Limestone Watertable                           | 29 | Site Wall  |
| 8  | Historic Concrete Steps            | 19 | Concrete ADA Site Ramp and Steps                    |    |  |
| 9  | Replacement Vinyl Windows          | 20 | ADA Ramp  |    |  |
| 10 | Fabric Awning                      | 21 | Galvanized Metal Railing                            |    |  |
| 11 | Brick Chimney                      | 22 | Galvanized Metal Mechanical Equipment Support Frame |    |  |







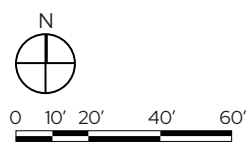
0 8' 16' 32'  
SCALE: 1" = 16'

### EXISTING ELEVATION NOTES

|    |                                    |    |   |    |  |
|----|------------------------------------|----|---|----|--|
| 1  | Decorative Brick Attic Vent        | 12 | Brick Belt Course                                   | 23 | Mechanical Equipment                               |
| 2  | Decorative Metal Railings, Painted | 13 | Brick Cheek Walls at Courtyard Stairs               | 24 | Mechanical Duct                                    |
| 3  | Ornamental Metal Cornice           | 14 | Limestone Chimney Cap                               | 25 | Metal Infill Panel at Former Fan Coil Unit Opening |
| 4  | Painted Ornamental Metal Cornice   | 15 | Limestone Cornice                                   | 26 | Prefinished Metal Coping                           |
| 5  | Historic Main Entrance             | 16 | Limestone Coping                                    | 27 | Wood and Metal Portico Entrance, Painted           |
| 6  | Historic Building Signage          | 17 | Limestone Steps                                     | 28 | Clay Tile  |
| 7  | Historical Flagpole                | 18 | Hard Limestone Watertable                           | 29 | Site Wall  |
| 8  | Historic Concrete Steps            | 19 | Concrete ADA Site Ramp and Steps                    |    |  |
| 9  | Replacement Vinyl Windows          | 20 | ADA Ramp  |    |  |
| 10 | Fabric Awning                      | 21 | Galvanized Metal Railing                            |    |  |
| 11 | Brick Chimney                      | 22 | Galvanized Metal Mechanical Equipment Support Frame |    |  |



- 1 Vocational School | Burdick Building  
3 Story Brick Building with Basement
- 2 Washington Health School | Annex Building  
1 Story Brick Building with Basement
- 3 2 Story Addition
- 4 Parking
- 5 Service
- 6 Outdoor Classroom Synthetic Turf
- 7 Terraced Seating
- 8 Outdoor Dining / Multi-Purpose Space
- 9 Rubberized Surfacing Courtyard
- 10 Historic Courtyard
- 11 Early Childhood Development Playground
- 12 Entry Plaza
- 13 5-12 Year Playground and Traffic Garden
- 14 Secondary Drop Off
- 15 Slope Stabilization
- 16 Heritage Tree to Remain
- 17 Existing Tree to Remain
- 18 Street Trees to Remain







- 1 Double Height Commons
- 2 Cafeteria
- 3 Entrance Lobby
- 4 Administration
- 5 Classroom
- 6 Gymnasium
- 7 Restored Historic Stage
- 8 Entry Plaza
- 9 Dining Terrace
- 10 Health Suite
- 11 Student Support Space
- 12 Historic Courtyard Play Space
- 13 Historic Front Porch

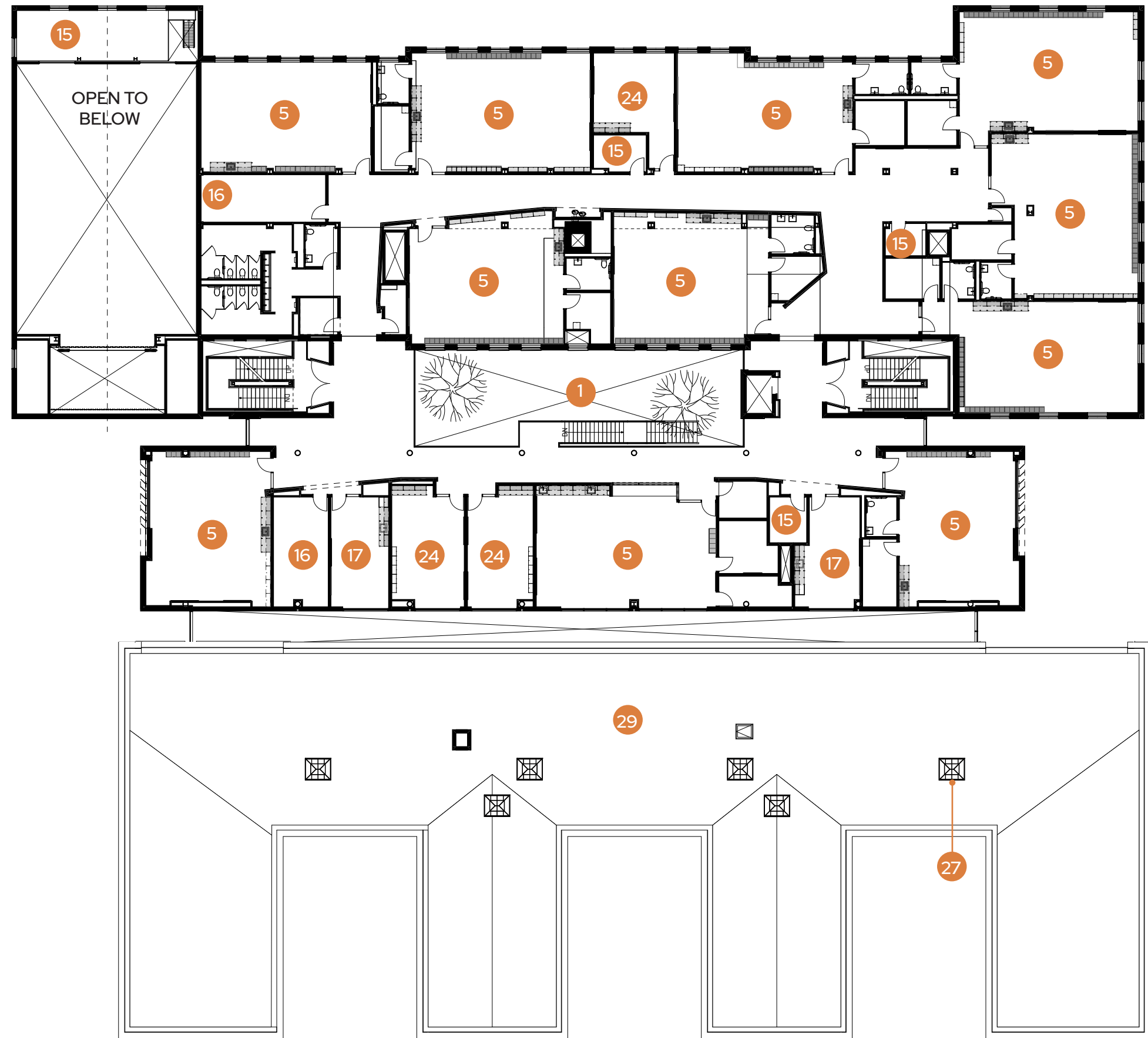




- 14 Library Suite
- 15 MEP Support Space
- 16 Custodial Space
- 17 Teacher Collaboration Space
- 18 Food Service Spaces
- 19 Crawl Space
- 20 Service Yard
- 21 Library Terrace
- 22 Light Well
- 23 Unfinished Basement



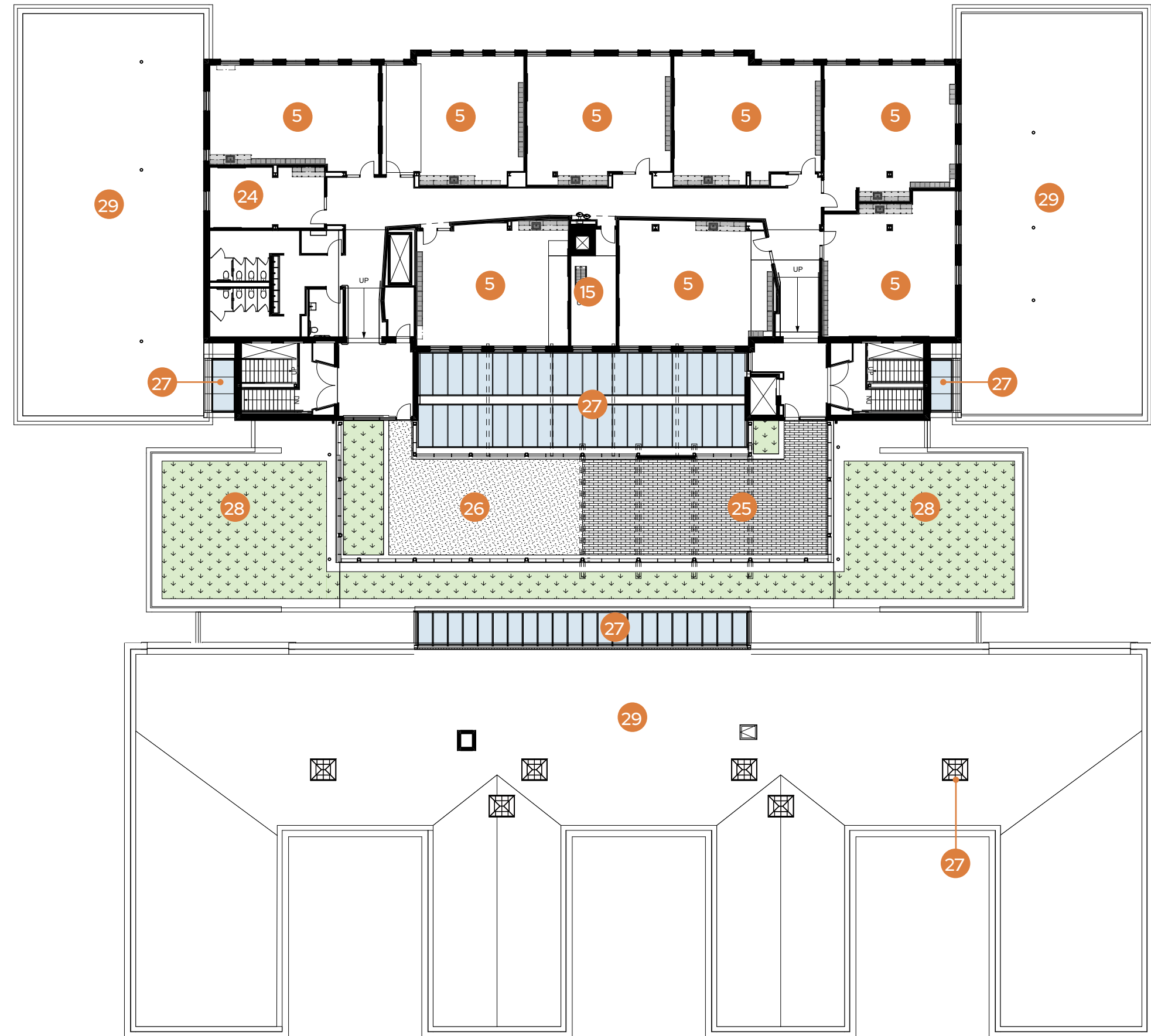




- 1 Double Height Commons
- 15 MEP Support Space
- 16 Custodial Space
- 17 Teacher Collaboration Space
- 24 Small Group Instruction Space
- 27 Skylight
- 29 Roof Below



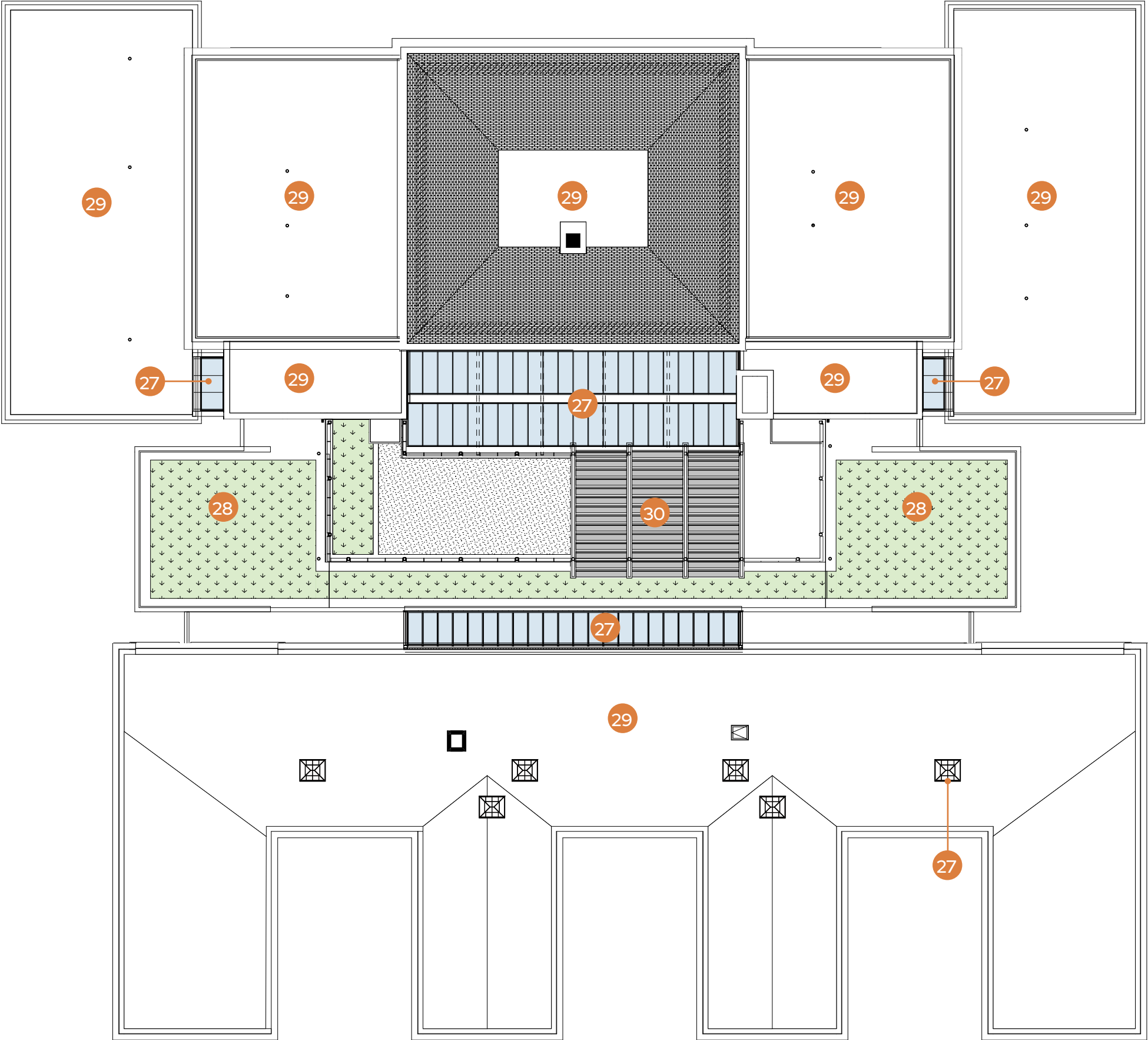




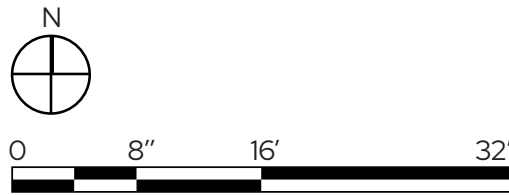
- 5 Classroom
- 15 MEP Support Space
- 16 Custodial Space
- 25 Outdoor Classroom
- 26 Roof Terrace
- 27 Skylight
- 28 Greenroof
- 29 Roof Below



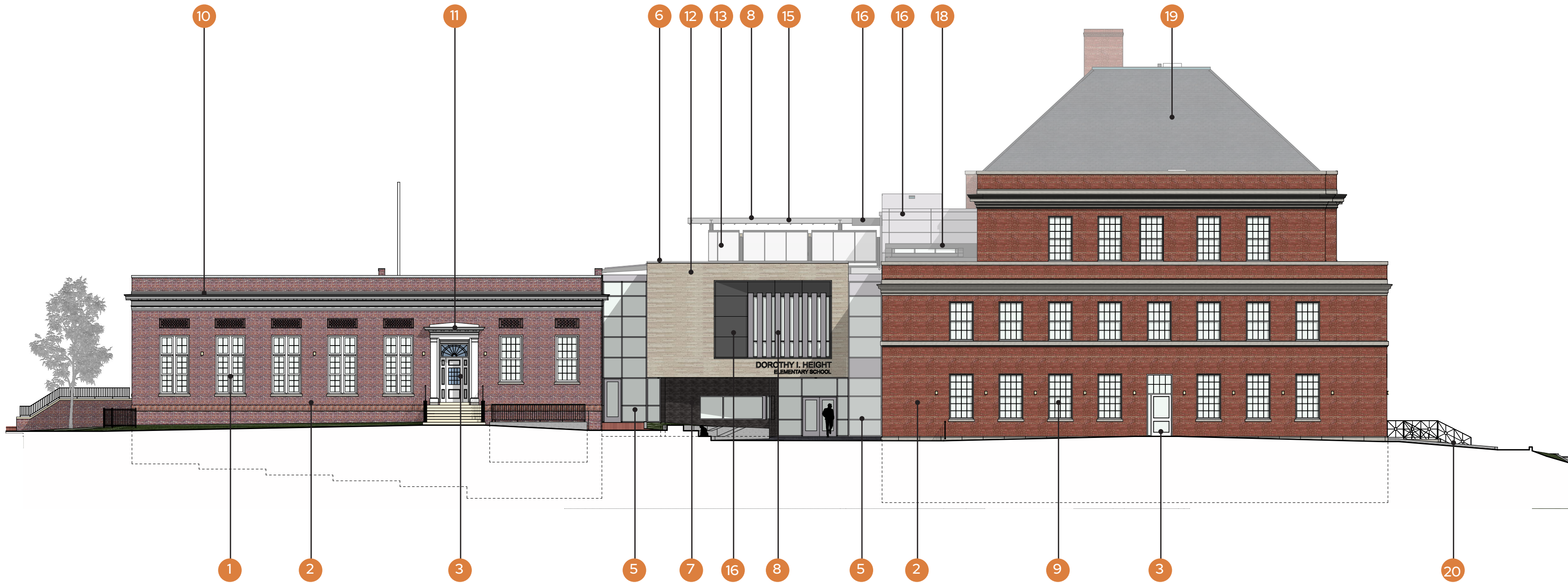




- 27 Skylight
- 28 Greenroof
- 29 Roof Below
- 30 Shade Structure







Key Plan




SCALE: 1" = 16'

PROPOSED ELEVATION NOTES

|    |  |    |  |    |  |
|----|--|----|--|----|--|
| 1  | Existing Vinyl Windows to Remain         | 12 | Linear Architectural Brick - BR4       | 23 | New Window Well to Lower Level               |
| 2  | Existing Masonry Restored as Required    | 13 | Pre-Finished Perforated Aluminum Panel | 24 | Restored Stone Porches                       |
| 3  | Aluminum Clad Replica Door               | 14 | Pre-Finished Aluminum Panel at Canopy  | 25 | Replica Concrete Steps                       |
| 4  | Architectural Aluminum Mechanical Louver | 15 | Exposed Steel, Painted                 | 26 | 42" Tall Pre-Finished Decorative Steel Fence |
| 5  | Aluminum Curtainwall System              | 16 | Pre-Finished Aluminum Panel            | 27 | Brick Cheekwall with Cast Stone Cap          |
| 6  | Cast Stone Coping                        | 17 | Limestone Veneer                       | 28 | Replica Historic Flagpole                    |
| 7  | Iron Spot Textured Brick - BR3           | 18 | Skylight                               | 29 | Parking and Service Yard                     |
| 8  | Pre-Finished Aluminum Sun Control Fin    | 19 | Synthetic Slate Roof                   |    |  |
| 9  | Replica Aluminum High Performance Window | 20 | Replica Metal Railing, Painted         |    |  |
| 10 | Restored Tin Cornice                     | 21 | New Brick to Match Existing            |    |  |
| 11 | Restored Wood and Tin Portico            | 22 | Replica Historic Signage               |    |  |





Key Plan



SCALE: 1" = 16'

PROPOSED ELEVATION NOTES

|    |  |    |  |    |  |
|----|--|----|--|----|--|
| 1  | Existing Vinyl Windows to Remain         | 12 | Linear Architectural Brick - BR4       | 23 | New Window Well to Lower Level               |
| 2  | Existing Masonry Restored as Required    | 13 | Pre-Finished Perforated Aluminum Panel | 24 | Restored Stone Porches                       |
| 3  | Aluminum Clad Replica Door               | 14 | Pre-Finished Aluminum Panel at Canopy  | 25 | Replica Concrete Steps                       |
| 4  | Architectural Aluminum Mechanical Louver | 15 | Exposed Steel, Painted                 | 26 | 42" Tall Pre-Finished Decorative Steel Fence |
| 5  | Aluminum Curtainwall System              | 16 | Pre-Finished Aluminum Panel            | 27 | Brick Cheekwall with Cast Stone Cap          |
| 6  | Cast Stone Coping                        | 17 | Limestone Veneer                       | 28 | Replica Historic Flagpole                    |
| 7  | Iron Spot Textured Brick - BR3           | 18 | Skylight                               | 29 | Parking and Service Yard                     |
| 8  | Pre-Finished Aluminum Sun Control Fin    | 19 | Synthetic Slate Roof                   |    |  |
| 9  | Replica Aluminum High Performance Window | 20 | Replica Metal Railing, Painted         |    |  |
| 10 | Restored Tin Cornice                     | 21 | New Brick to Match Existing            |    |  |
| 11 | Restored Wood and Tin Portico            | 22 | Replica Historic Signage               |    |  |







Key Plan

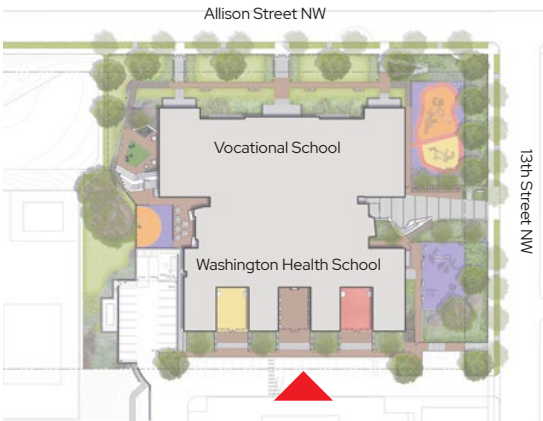
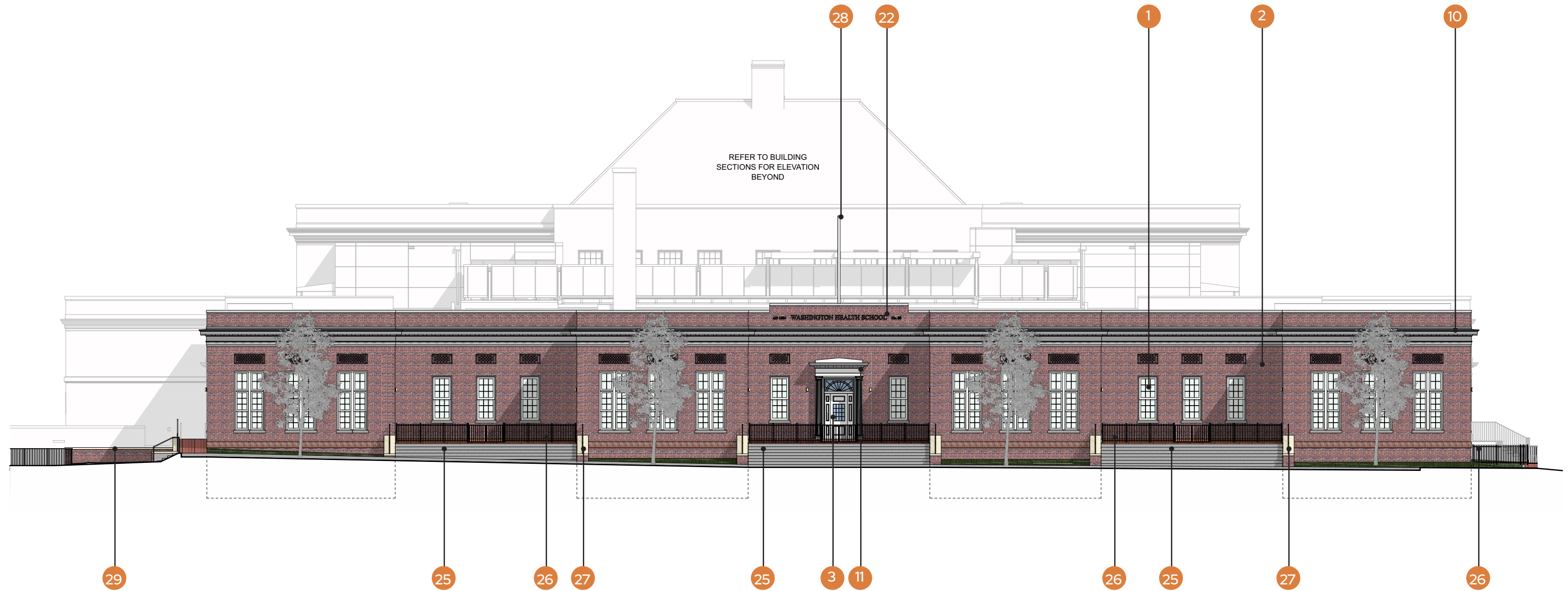


SCALE: 1" = 16'

PROPOSED ELEVATION NOTES

|    |  |    |  |    |  |
|----|--|----|--|----|--|
| 1  | Existing Vinyl Windows to Remain         | 12 | Linear Architectural Brick - BR4       | 23 | New Window Well to Lower Level               |
| 2  | Existing Masonry Restored as Required    | 13 | Pre-Finished Perforated Aluminum Panel | 24 | Restored Stone Porches                       |
| 3  | Aluminum Clad Replica Door               | 14 | Pre-Finished Aluminum Panel at Canopy  | 25 | Replica Concrete Steps                       |
| 4  | Architectural Aluminum Mechanical Louver | 15 | Exposed Steel, Painted                 | 26 | 42" Tall Pre-Finished Decorative Steel Fence |
| 5  | Aluminum Curtainwall System              | 16 | Pre-Finished Aluminum Panel            | 27 | Brick Cheekwall with Cast Stone Cap          |
| 6  | Cast Stone Coping                        | 17 | Limestone Veneer                       | 28 | Replica Historic Flagpole                    |
| 7  | Iron Spot Textured Brick - BR3           | 18 | Skylight                               | 29 | Parking and Service Yard                     |
| 8  | Pre-Finished Aluminum Sun Control Fin    | 19 | Synthetic Slate Roof                   |    |  |
| 9  | Replica Aluminum High Performance Window | 20 | Replica Metal Railing, Painted         |    |  |
| 10 | Restored Tin Cornice                     | 21 | New Brick to Match Existing            |    |  |
| 11 | Restored Wood and Tin Portico            | 22 | Replica Historic Signage               |    |  |





Key Plan



SCALE: 1" = 16'

### PROPOSED ELEVATION NOTES

|    |  |    |  |    |  |
|----|--|----|--|----|--|
| 1  | Existing Vinyl Windows to Remain         | 12 | Linear Architectural Brick - BR4       | 23 | New Window Well to Lower Level               |
| 2  | Existing Masonry Restored as Required    | 13 | Pre-Finished Perforated Aluminum Panel | 24 | Restored Stone Porches                       |
| 3  | Aluminum Clad Replica Door               | 14 | Pre-Finished Aluminum Panel at Canopy  | 25 | Replica Concrete Steps                       |
| 4  | Architectural Aluminum Mechanical Louver | 15 | Exposed Steel, Painted                 | 26 | 42" Tall Pre-Finished Decorative Steel Fence |
| 5  | Aluminum Curtainwall System              | 16 | Pre-Finished Aluminum Panel            | 27 | Brick Cheekwall with Cast Stone Cap          |
| 6  | Cast Stone Coping                        | 17 | Limestone Veneer                       | 28 | Replica Historic Flagpole                    |
| 7  | Iron Spot Textured Brick - BR3           | 18 | Skylight                               | 29 | Parking and Service Yard                     |
| 8  | Pre-Finished Aluminum Sun Control Fin    | 19 | Synthetic Slate Roof                   |    |  |
| 9  | Replica Aluminum High Performance Window | 20 | Replica Metal Railing, Painted         |    |  |
| 10 | Restored Tin Cornice                     | 21 | New Brick to Match Existing            |    |  |
| 11 | Restored Wood and Tin Portico            | 22 | Replica Historic Signage               |    |  |

## CONCEPT DESIGN    **Proposed South Elevation**

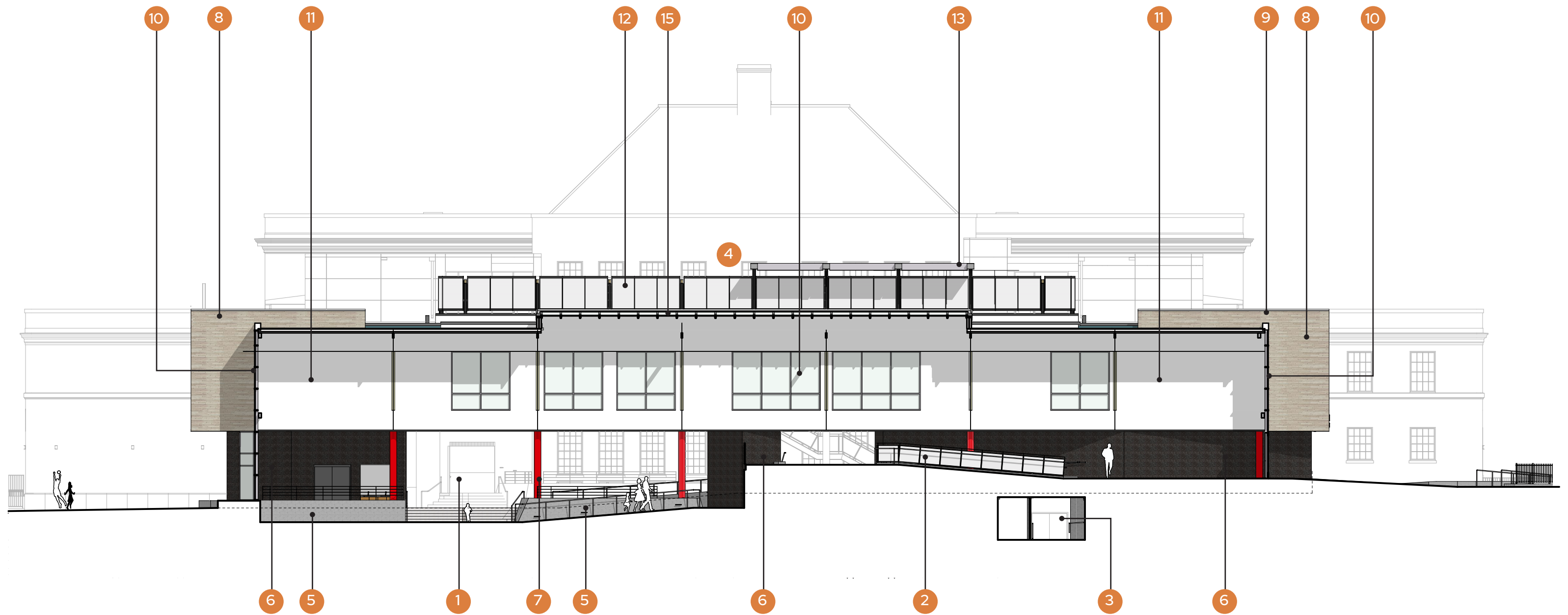
### DOROTHY HEIGHT ELEMENTARY SCHOOL MODERNIZATION

**CGS Architects**

November 3, 2022  
copyright © CGS Architects 2022







#### PROPOSED SECTION NOTES

- |    |  |    |   |
|----|--|----|---|
| 1  | Cafeteria                              | 12 | Perforated Aluminum Panel with Public Art Custom Graphics         |
| 2  | Ramp / Stair Connection to Annex       | 13 | Steel Shade Canopy with Pre-Finished Aluminum Sun Control Louvers |
| 3  | Service / MEP Tunnel                   | 14 | Pre-Finished Aluminum Panels at Canopy Perimeter                  |
| 4  | Roof Top Terrace / Outdoor Classroom   | 15 | Skylight  |
| 5  | Concrete Low Wall                      |    |   |
| 6  | Iron Spot Textured Brick - BR3         |    |   |
| 7  | Steel Structure, Painted               |    |   |
| 8  | Pre-Finished Perforated Aluminum Panel |    |   |
| 9  | Cast Stone Coping                      |    |   |
| 10 | Aluminum Curtainwall / Storefront      |    |   |
| 11 | Drywall With Reveals, Painted          |    |   |



Key Plan



SCALE: 1" = 16'

## CONCEPT DESIGN Proposed South Addition Section

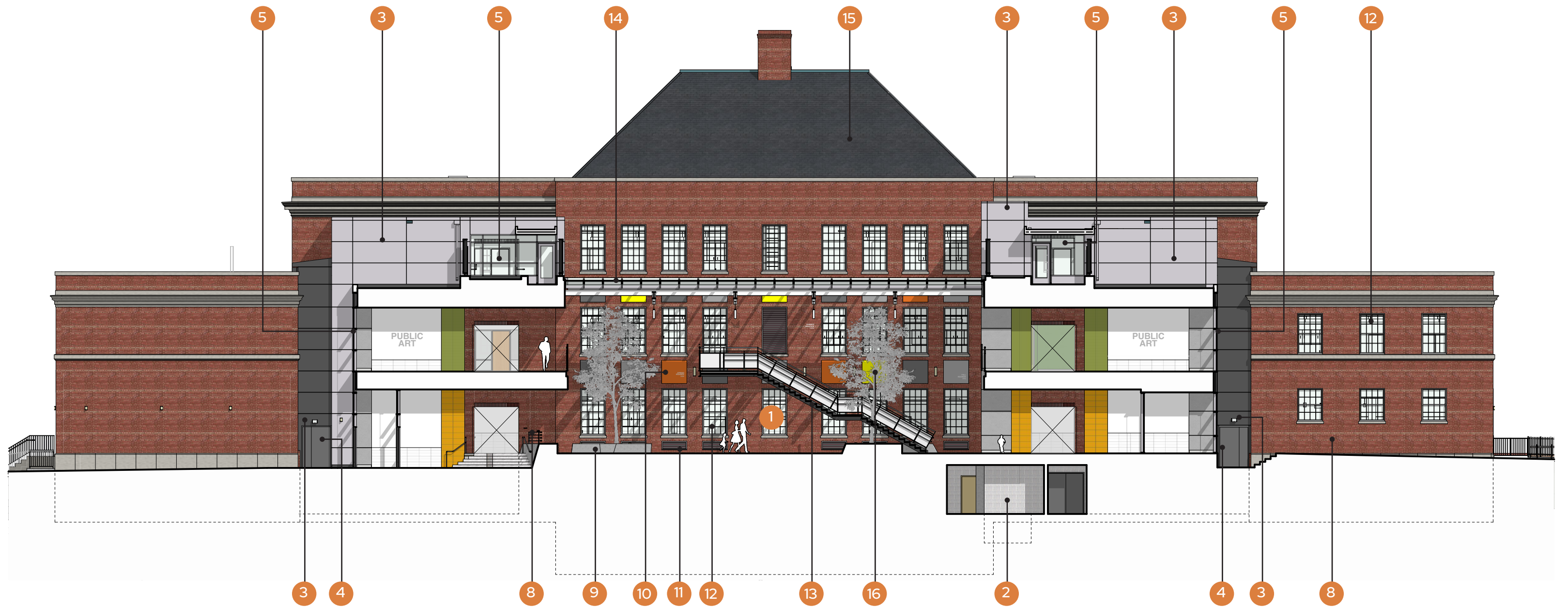
DOROTHY HEIGHT ELEMENTARY SCHOOL MODERNIZATION

**CGS** Architects

November 3, 2022  
copyright © CGS Architects 2022







#### PROPOSED SECTION NOTES

- |    |  |    |                             |
|----|--|----|-----------------------------|
| 1  | Discovery Commons                              | 12 | Replacement Aluminum Window |
| 2  | Service / MEP Tunnel                           | 13 | Steel Framed Open Stair     |
| 3  | Pre-Finished Aluminum Panels                   | 14 | Skylight                    |
| 4  | Hollow Metal Door, Painted                     | 15 | Synthetic Slate Roof        |
| 5  | Aluminum Curtainwall                           | 16 | Tree                        |
| 6  | Decorative Brick, Restored as Required         |    |                             |
| 7  | Limestone Veneer                               |    |                             |
| 8  | Existing Brick, Restored as Required           |    |                             |
| 9  | Architectural Concrete Seatwall / Planter Wall |    |                             |
| 10 | Fabric Wrapped Acoustic Panels                 |    |                             |
| 11 | Architectural Louver for MEP System            |    |                             |



Key Plan



SCALE: 1" = 16'

## CONCEPT DESIGN Proposed South Burdick Section

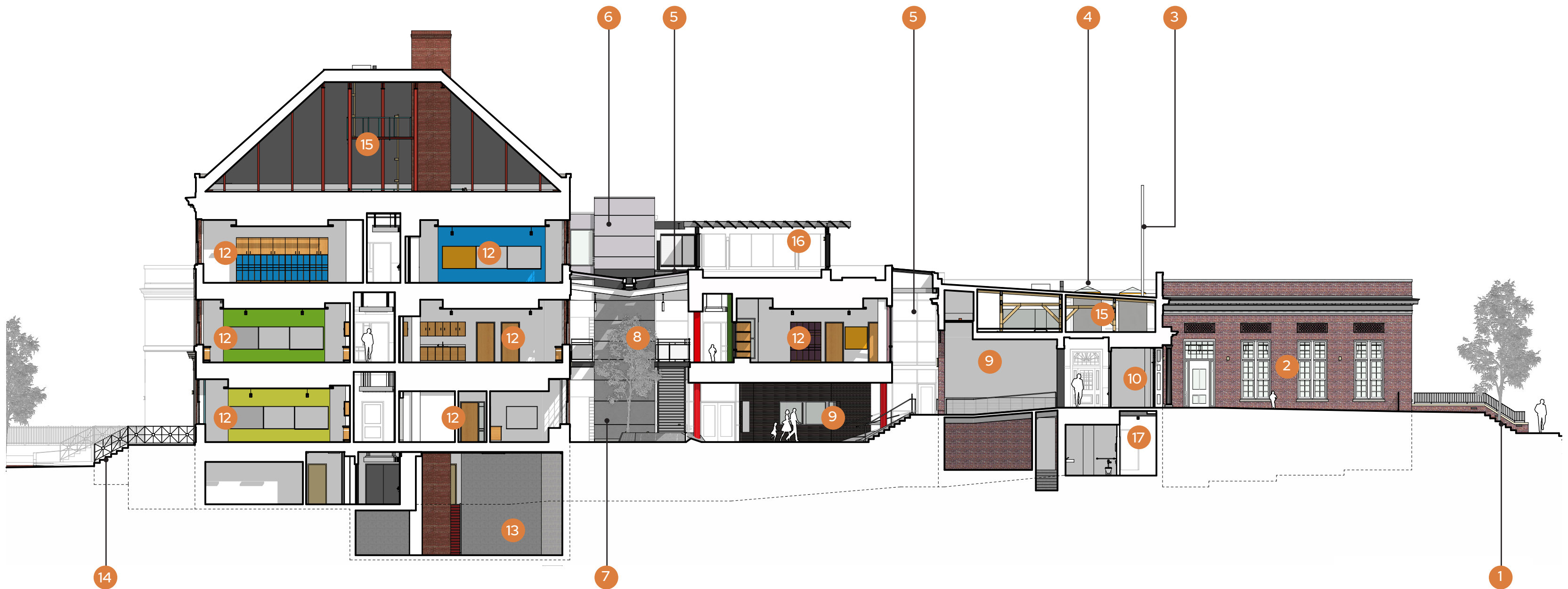
DOROTHY HEIGHT ELEMENTARY SCHOOL MODERNIZATION

CGS Architects

November 3, 2022  
copyright © CGS Architects 2022







#### PROPOSED SECTION NOTES

- |    |                                 |    |                                     |
|----|---------------------------------|----|-------------------------------------|
| 1  | Replica Concrete Steps          | 12 | Classroom                           |
| 2  | Early Childhood Play Courtyard  | 13 | Main MEP Room                       |
| 3  | Replica Historical Flagpole     | 14 | Restored Historic Porches           |
| 4  | Existing Skylight               | 15 | Attic                               |
| 5  | New Skylight                    | 16 | Rooftop Terrace / Outdoor Classroom |
| 6  | Pre-Finished Aluminum Panel     | 17 | Service Corridor                    |
| 7  | Decorative Plaster with Reveals |    |                                     |
| 8  | Discovery Commons               |    |                                     |
| 9  | Connector Stair/Ramp            |    |                                     |
| 10 | Restored Historic Vestibule     |    |                                     |
| 11 | Servery                         |    |                                     |



Key Plan



SCALE: 1" = 16'

## CONCEPT DESIGN Proposed North-South Section

DOROTHY HEIGHT ELEMENTARY SCHOOL MODERNIZATION

**CGS** Architects

November 3, 2022  
copyright © CGS Architects 2022

















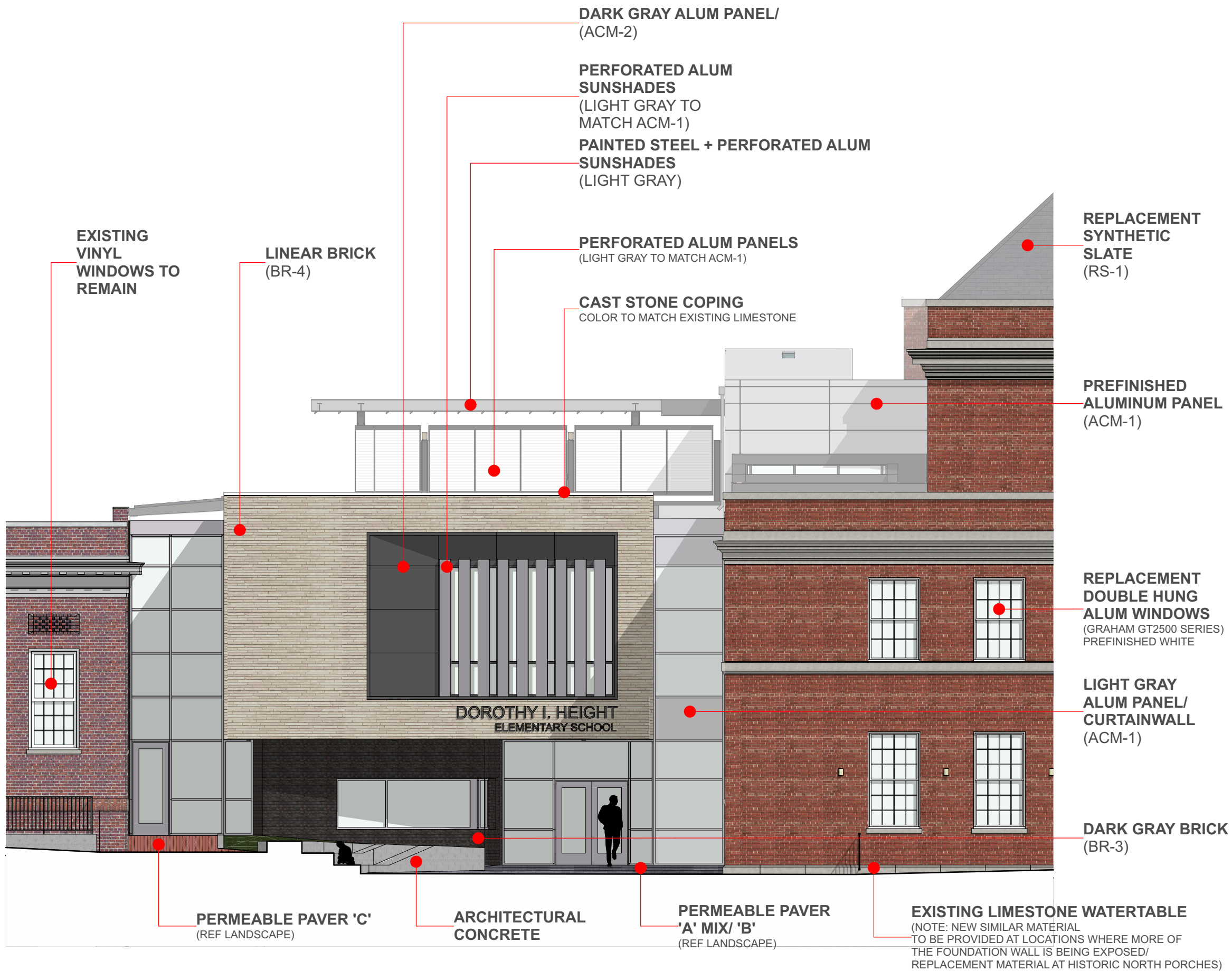







3:18





ALPOLIC  
AGT-GREY



PAC CLAD ALUMINUM  
KYNAR 500  
'CHARCOAL'



ECOSTAR: MAJESTIC SLATE  
TRADITIONAL  
FEDERAL GRAY



PREFINISHED ALUM  
VERTICAL SUNSHADES  
(CUSTOM FABRICATION)



(24" x MODULAR HEIGHT)  
ARRISCRFT LINEAR SERIES 'CEDAR WOODS'



Endicott Manganese  
Ironspot Artisan Modular



Indiana Limestone  
Silver Buff Standard Smooth Finish

## CONCEPT DESIGN Proposed Addition Building Materials Selections

DOROTHY HEIGHT ELEMENTARY SCHOOL MODERNIZATION

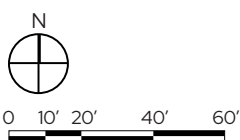
CGS Architects

November 3, 2022  
copyright © CGS Architects 2022





- 1 Pedestrian Concrete
- 2 Poured in Place Safety Surface
- 3 Paver 'A'
- 4 Paver 'B'
- 5 Paver 'C'
- 6 Granite Sett
- 7 Synthetic Turf






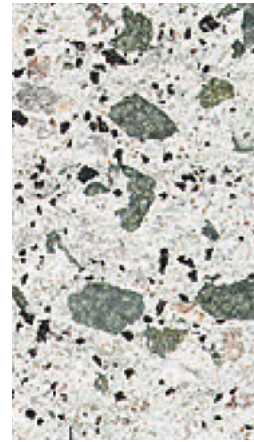




**1** **PEDESTRIAN CONCRETE**  
BROOM FINISHED SIDEWALK



**2** **POURED IN PLACE SAFETY SURFACE**  
POURED IN PLACE, COLORFUL PLAY



**3** **PERMEABLE PAVE 'A' MIX**  
FACTORY BLEND - RUNNING FIELD

**4** **PERMEABLE PAVE 'B' MIX**  
RUNNING BOND BANDS



**5** **PERMEABLE PAVER 'C'**  
RUNNING BOND FIELD



**5** **PERMEABLE PAVER 'C'**  
RUNNING BOND FIELD



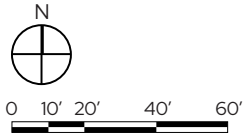
**6** **GRANITE SETT**  
RUNNING BOND



**7** **SYNTHETIC TURF**



- 1 Ornamental Fence
- 2 Ornamental Gate
- 3 Dining Terrace Barrier
- 4 Seat Walls + Stairs
- 5 Park Bench
- 6 Linear Bench
- 7 Angular Bench
- 8 Pebble Bench
- 9 Kid's Adirondack Chair
- 10 Umbrella Table + Chairs
- 11 ADA Umbrella Table + Chairs
- 12 Freestanding Table
- 13 Freestanding Chair
- 14 Bike Rack 1
- 15 Bike Rack 2
- 16 Flag Pole
- 17 DCPS Monument Sign








1

**ORNAMENTAL FENCE**  
BLACK, POWDER COATED STEEL



2

**ORNAMENTAL GATE**  
BLACK, POWDER COATED STEEL



3

**DINING TERRACE BARRIER**



4

**SEAT WALLS + STAIRS**  
WHITE CONCRETE




5

**PARK BENCH**  
WOOD + ALUMINUM



6

**LINEAR BENCH**  
WHITE CONCRETE



7

**ANGULAR BENCH**  
WHITE CONCRETE



8

**PEBBLE BENCH**  
WHITE CONCRETE



9

**KID'S ADIRONDACK CHAIR**  
COLOR TBD



10

**UMBRELLA TABLE + CHAIRS**  
COLOR TBD



11

**ADA UMBRELLA TABLE + CHAIRS**  
COLOR TBD



12

**FREESTANDING TABLE**  
POWDER COATED STEEL





13

**FREESTANDING CHAIR**  
DECOMPOSED GRANITE



14

**BIKE RACK 1**  
STAINLESS STEEL



15

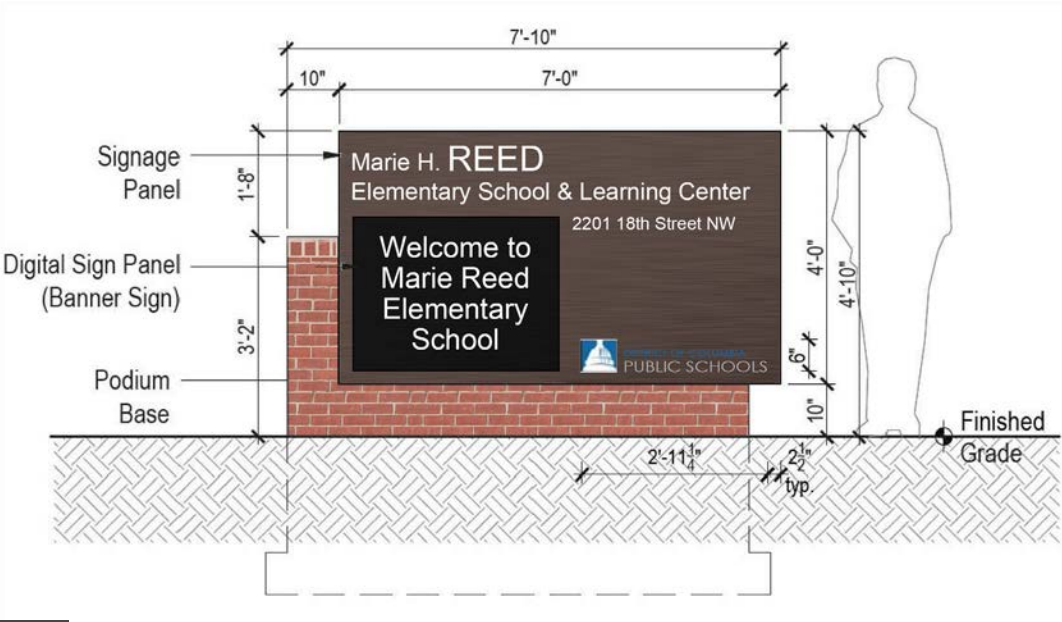
**BIKE RACK 2**  
STAINLESS STEEL



16

**FLAG POLE**  
ALUMINUM

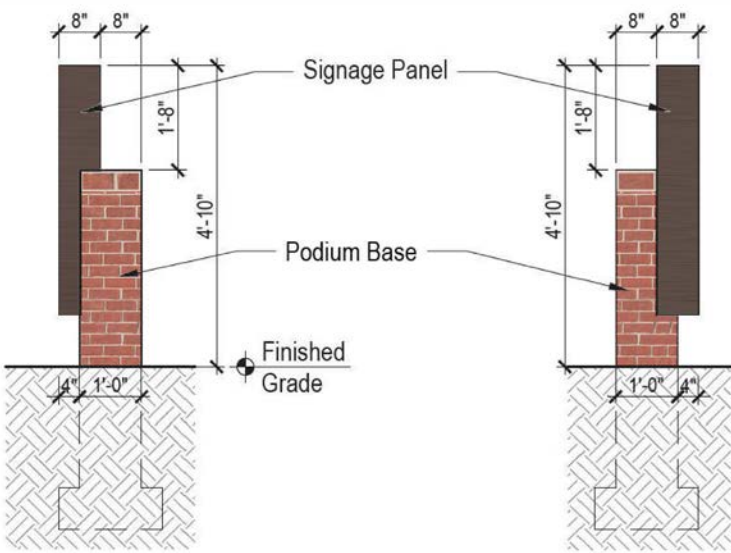
**RIGHT-JUSTIFIED SIGN: FRONT**



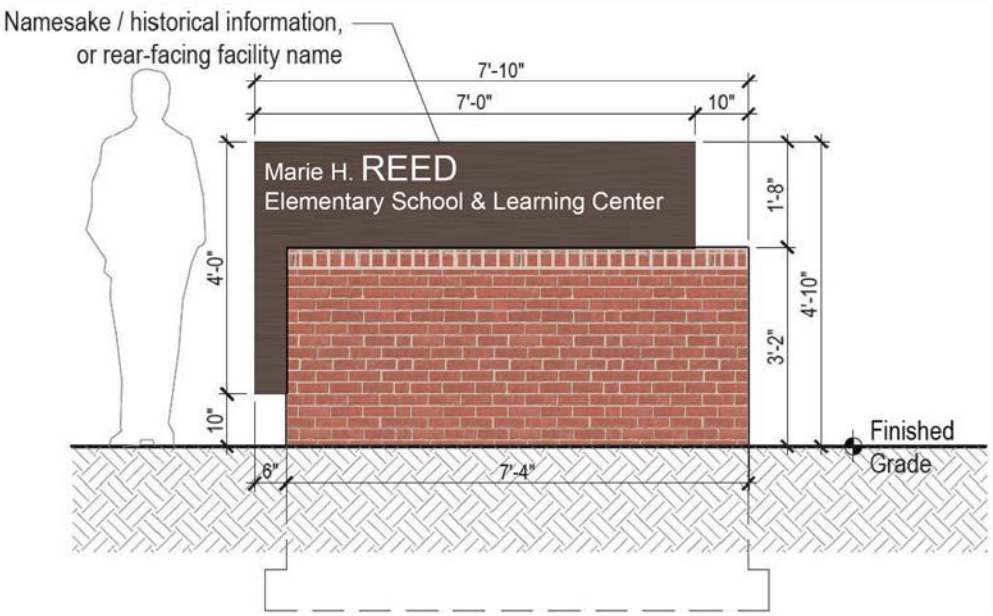
17

**SCHOOL SIGN**  
NOTE: TEXT ON SIGN IS PLACEHOLDER

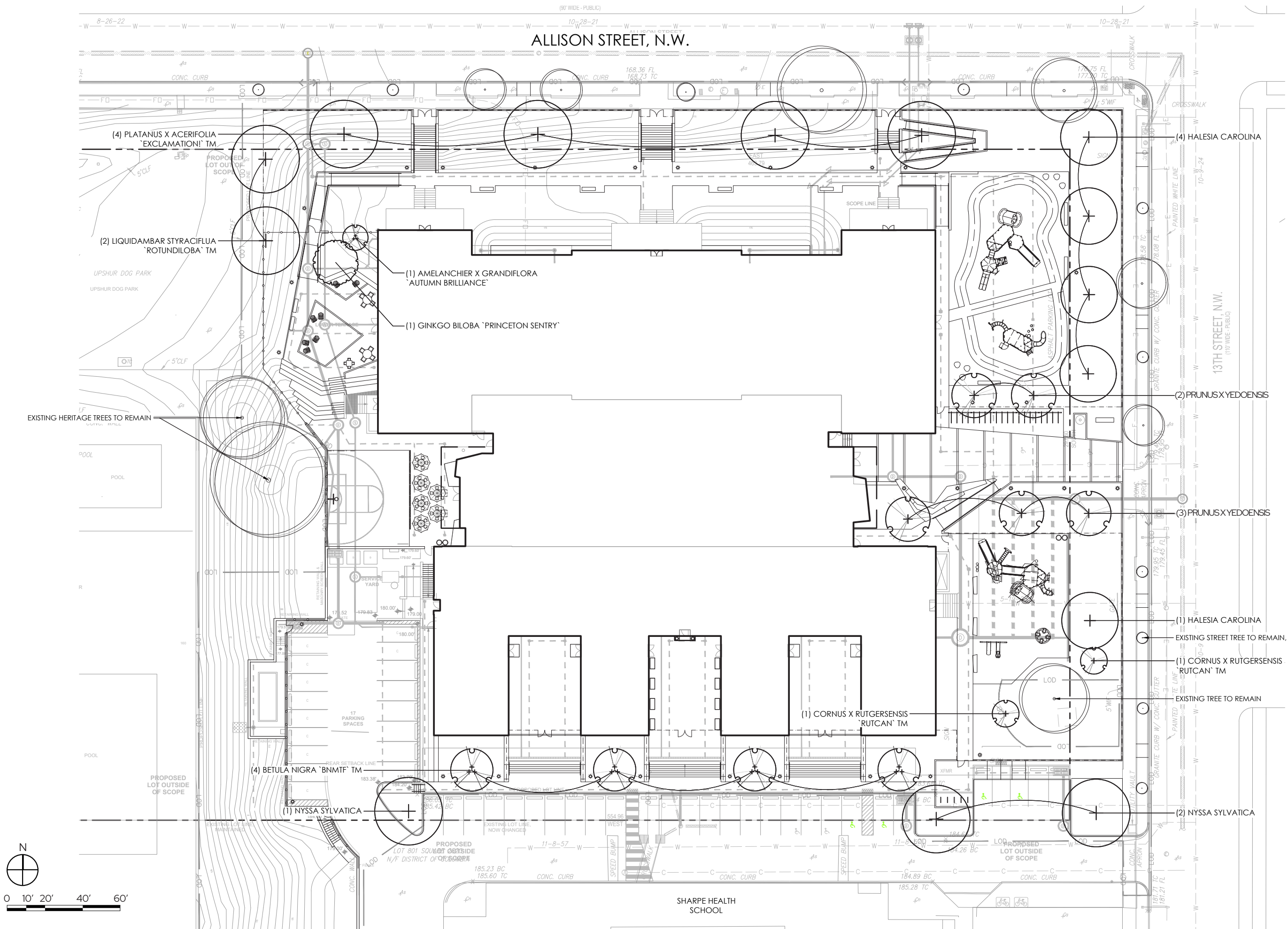
**SIDE ELEVATIONS**  
(LEFT-JUSTIFIED SHOWN; MIRROR AS NEEDED FOR RIGHT-JUSTIFIED)



**RIGHT-JUSTIFIED SIGN: REAR**









Deciduous Trees



Ginkgo biloba 'Princeton Sentry'



Halesia caroliniana



Liquidambar styraciflua 'Rotundiloba' TM



Nyssa sylvatica



Plantanus x acerifolia 'Exclamation' TM

Ornamental Trees



Amelanchier x grandiflora 'Autumn Brilliance'



Betula nigra 'BNMTF' TM



Cornus x rutgerensis 'Rutcan' T



Prunus x yedoensis


Shrubs



Cornus sericea 'Arctic Fire'



Fothergilla gardenii 'Jane Platt'



Ilex verticillata 'Jim Dandy'



Ilex verticillata 'Red Sprite'



Itea virginica 'Little Henry'



Jasminum nudiflorum



Juniperus chinensis 'Sargentii'



Shrubs - Continued



Kalmia latifolia 'Elf'



Rhus aromatica 'Gro-Low'



Rosa x 'Meidrifora' TM



Vaccinium angustifolium



Weigela florida 'SMNWFRP' TM

Perennials



Amsonia hubrichtii



Asclepias tuberosa



Azalea x 'Hino-Crimson'



Calamagrostis x acutiflora 'Karl Foerster'



Carex pensylvanica



Carex stricta



Carex testacea 'Prairie Fire'



Ceratostigma plumbaginoides

Perennials - Continued



Equisetum hymale



Liriope muscari 'Big Blue'



Panicum virgatum 'Shenandoah'



Pennisetum alopecuroides



Pervoskia atriplicifolia



Rudbeckia fulgida 'Goldstrum'



Schizachyrium scoparium



Symphyotrichum novae-angliae 'Purple Dome'